

Parts Catalog

Apex 58 Series

Model Battery



Table of Contents

Side brush r.h. (97093926)	4
Steering part 1 (97088132-1)	12
Steering part 2 (97088132-2)	18
Front wheel drive part 1 (97091904-1)	20
Front wheel drive part 2 (97091904-2)	22
Seat - Covering Part 1 - Chassis (97096697-1)	24
Seat - Covering Part 2 (97096697-2)	34
Seat - Covering Part 3 (97096697-3)	36
Seat - Covering Part 4 (97096697-4)	38
Main sweeper group part 1 (97088165-1)	40
Main sweeper group part 2 (97088165-2)	44
Main sweeper group part 3 (97088165-3)	50
Dust suction B, part 1 (97095339-1)	52
Dust suction B, part 2 (97095339-2)	72
Hydraulic B (99630033BT150)	80
High lift dumping part 1 (97088207-1)	82
High lift dumping part 2 (97088207-2)	84
High lift dumping part 3 (97088207-3)	86
High lift dumping part 4 (97088207-4)	90
Rear wheels - brake pedal (97090435)	92
Electric equipment B, part 1 (97100408-1)	96
Electric equipment B, part 2 (97100408-2)	106
Labels E, part 1 (99630033BT230)	118
Labels E, part 2 (99630033BT240)	120

This manual covers all standard Apex 58 models:

Model No.

The machine will provide excellent service. However, the best results will be obtained if:

- The machine is operated with reasonable care.
- The machine is maintained regularly per the maintenance schedule in the instruction manual provided.
- The machine is maintained with PowerBoss OEM supplied or equivalent parts.

All right side and left side references to the machine are determined by facing the direction of forward travel. Parts may be ordered by phone or mail from any PowerBoss parts and service center. Before ordering parts or supplies be sure to have your machine model number and serial number handy.

Fill out the data block below for future reference.

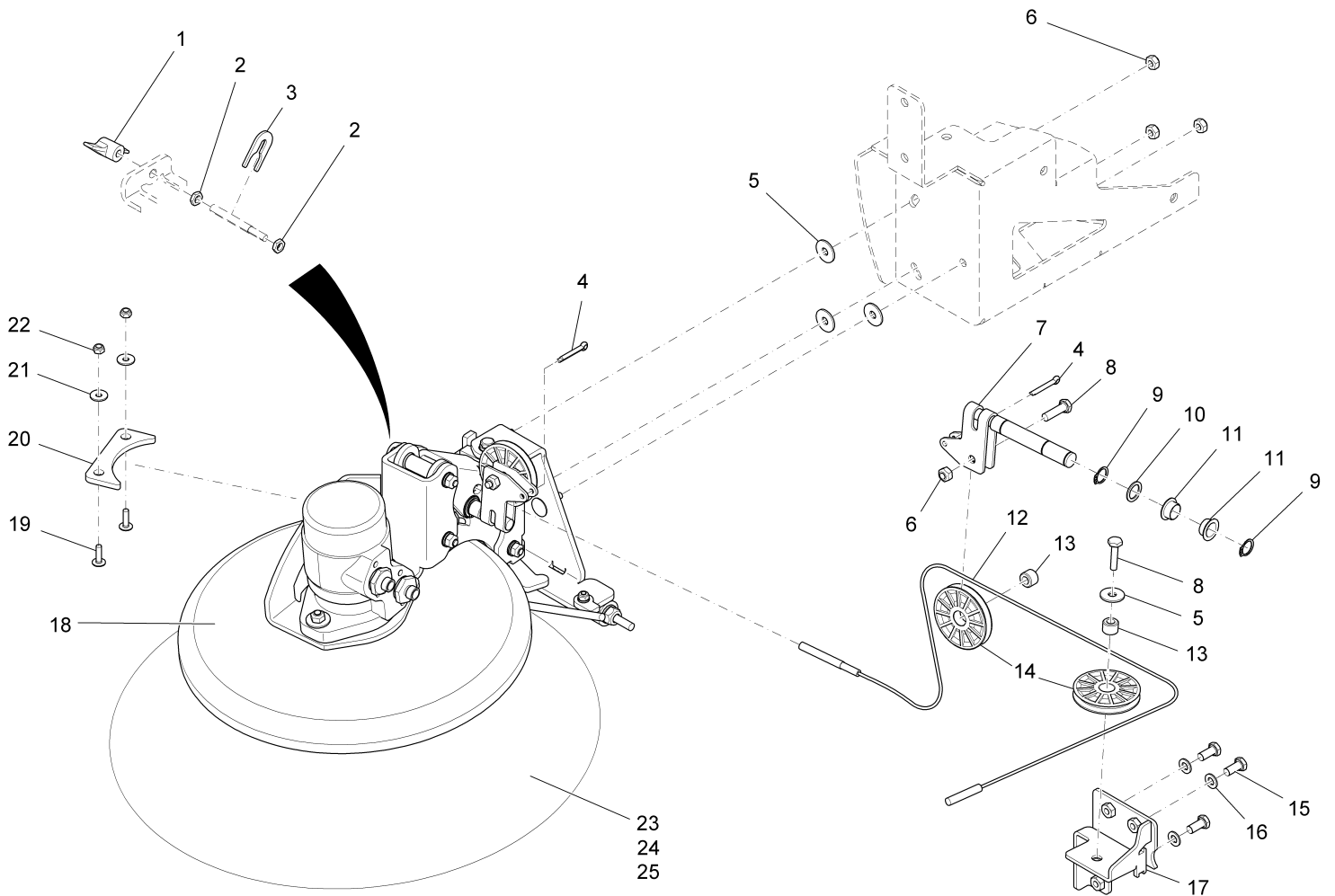
MACHINE DATA Fill Out At Installation	
Model:	Apex 58
Serial Number:	_____
Sales Rep or Dealer	_____
Date of Install:	_____
Manual p/n:	4100024

All information contained in this manual is current at the time of printing However, PowerBoss Reserves the right to make changes at any time without notice.

© 2011, Powerboss, Inc., Printed in USA

All rights reserved. This manual may not be copied or reproduced in any form, without the written permission of PowerBoss, Inc.

Side brush r.h. (97093926)



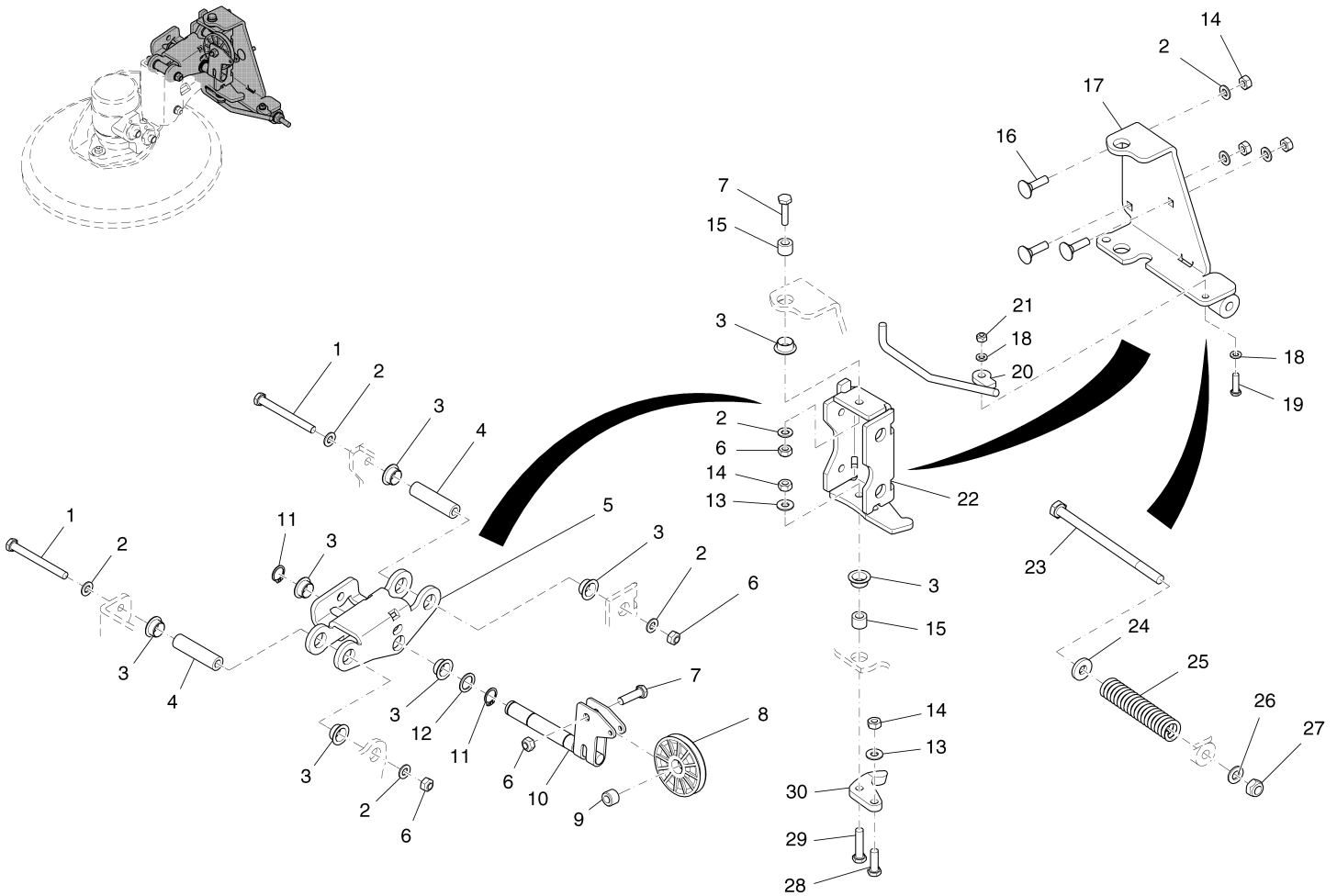
Side brush r.h. (97093926)

Item	Part number	Description	Qty.	Remarks
1	00101470	Wing nut	1	
2	00046500	Hex. Nut	2	
3	01110350	Lock washer	1	
4	00054890	Cotter pin	2	
5	00042900	Washer	4	
6	00051510	Hexagon nut	4	
7	01110370	Bolt	1	
8	01078690	Hexagon screw	2	
9	00101450	Retaining ring	2	
10	00077460	Supporting ring	1	
11	01055290	Plain bearing bush	2	
12	01110380	Rope	1	
13	00974400	Bushing	2	
14	00521270	Roller	2	
15	00553690	Hex.bolt	3	
16	00053750	Washer	3	
17	01110340	Roll holder	1	
18	97097299	Side brush r.h. pre-fitted	Page 6	
19	01082530	Lens flange screw	2	
20	01110360	Rubber buffer	1	
21	00135120	Washer	2	
22	00051520	Hexagon nut	2	
23	99642300	Side broom, perlon	1	
24	99641400	Spare side broom	1	
25	99641500	Spare side broom	1	

Side brush r.h. pre-fitted (97097299)

Assembly	Description	Page
97097299-1	Side brush part 1	7
97097299-2	Side brush part 2	10

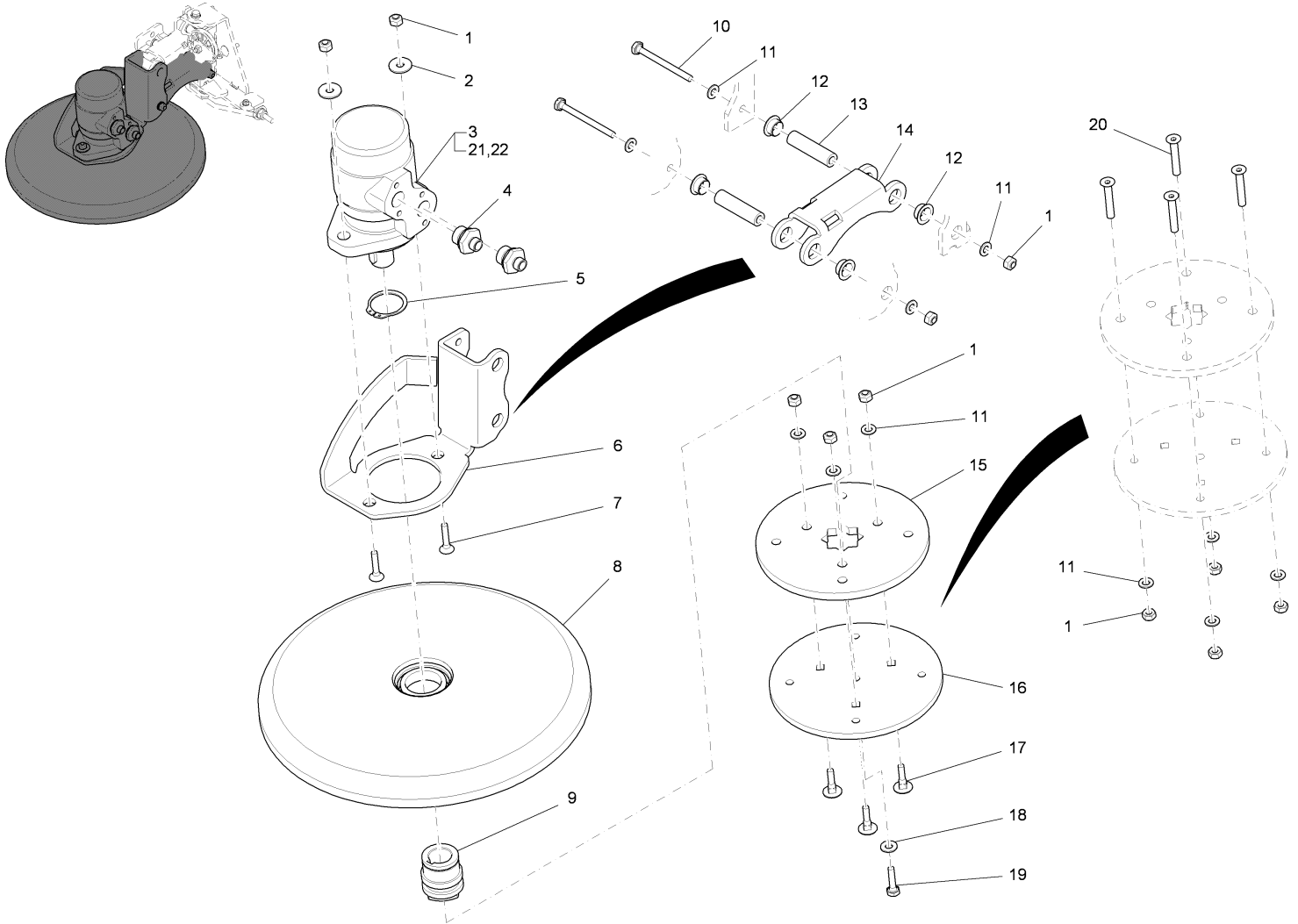
Side brush part 1 (97097299-1)



Side brush part 1 (97097299-1)

Item	Part number	Description	Qty.	Remarks
1	00020370	Hexagon screw	2	
2	00053750	Washer	8	
3	01055290	Plain bearing bush	8	
4	01110450	Sleeve	2	
5	01110430	Center link	1	
6	00051510	Hexagon nut	4	
7	00053110	Hexagon screw	2	
8	00521270	Roller	1	
9	00974400	Bushing	1	
10	01110370	Bolt	1	
11	00101450	Retaining ring	2	
12	00077460	Supporting ring	1	
13	00740090	Detent edged washer	2	
14	00053350	Hexagon nut	5	
15	01110460	Bushing	2	
16	00864520	Screw	3	
17	01110390	Angle	1	
18	00053730	Washer	2	
19	00154070	Hex.bolt	1	
20	01113200	Bracket R.H.	1	
21	00051520	Hexagon nut	1	
22	01110410	Retainer	1	
23	00072020	Hex.bolt	1	
24	00855380	Washer	1	
25	01110470	Compression spring	1	
26	00053760	Washer	1	
27	00051500	Hexagon nut	1	
28	00053100	Hexagon screw	1	
29	00054690	Hexagon screw	1	
30	01110440	Sheet metal	1	

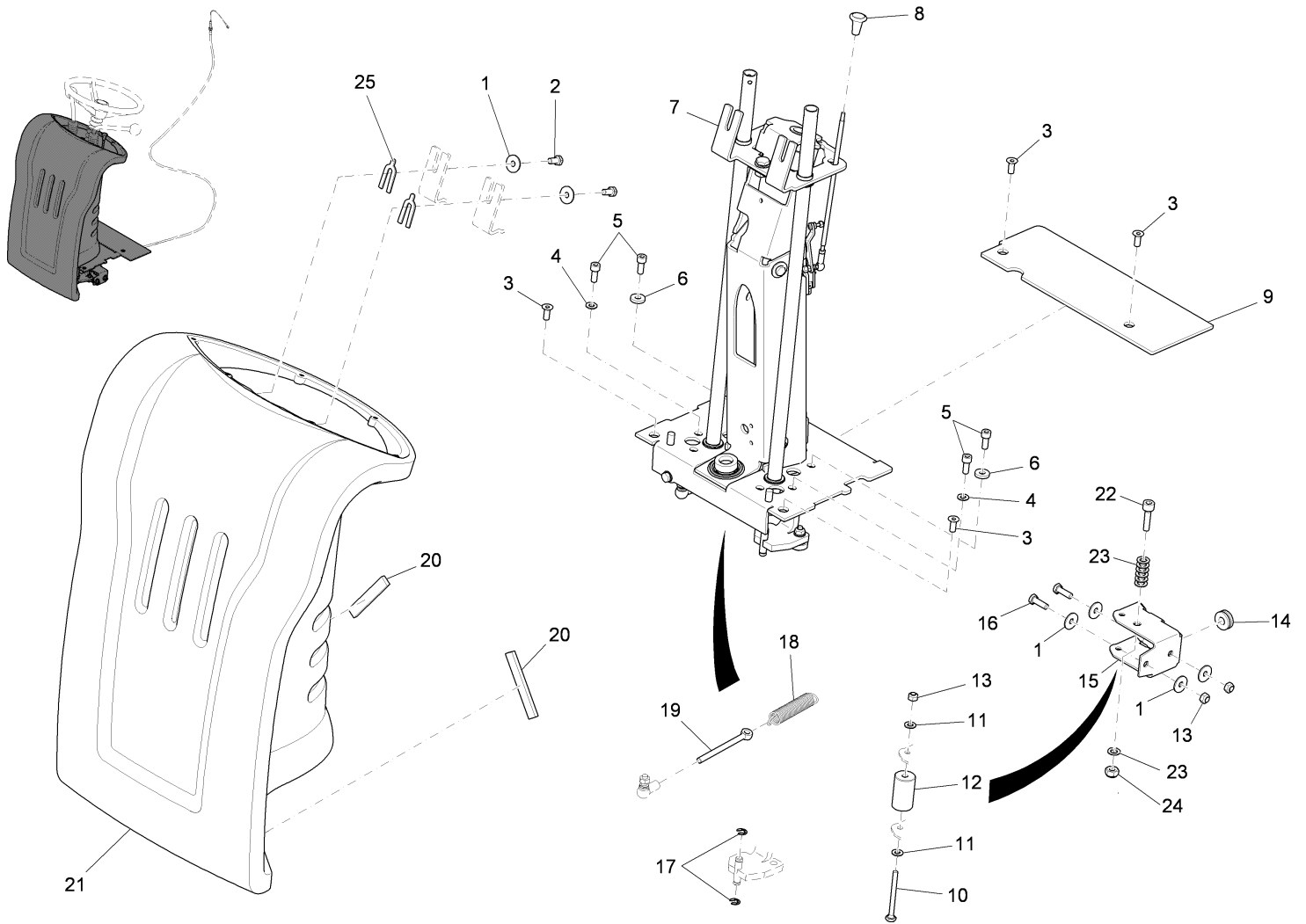
Side brush part 2 (97097299-2)



Side brush part 2 (97097299-2)

Item	Part number	Description	Qty.	Remarks
1	00051510	Hexagon nut	11	
2	00042900	Washer	2	
3	01110490	Hydraulic motor	1	until appr. jan. 2008; for this motor the idler 01110310 must be mounted at the gear pump!
4	01011840	Straight coupling	2	
5	00133550	Retaining ring	1	
6	01110400	Retainer	1	
7	00509000	Countersunk screw	2	
8	01054380	Rejecting plate	1	
9	01110480	Hub	1	
10	00020370	Hexagon screw	2	
11	00053750	Washer	11	
12	01055290	Plain bearing bush	4	
13	01110450	Sleeve	2	
14	01110420	Draft link	1	
15	01113210	Plate	1	
16	01113220	Plate	1	
17	00864520	Screw	3	
18	00740090	Detent edged washer	1	
19	00053110	Hexagon screw	1	
20	00857130	Countersunk screw	4	
21	01113680	Hydraulic motor	1	from appr. febr. 2008; for this motor the idler 01113670 must be mounted at the gear pump!
22	01019150	Gasket kit	1	

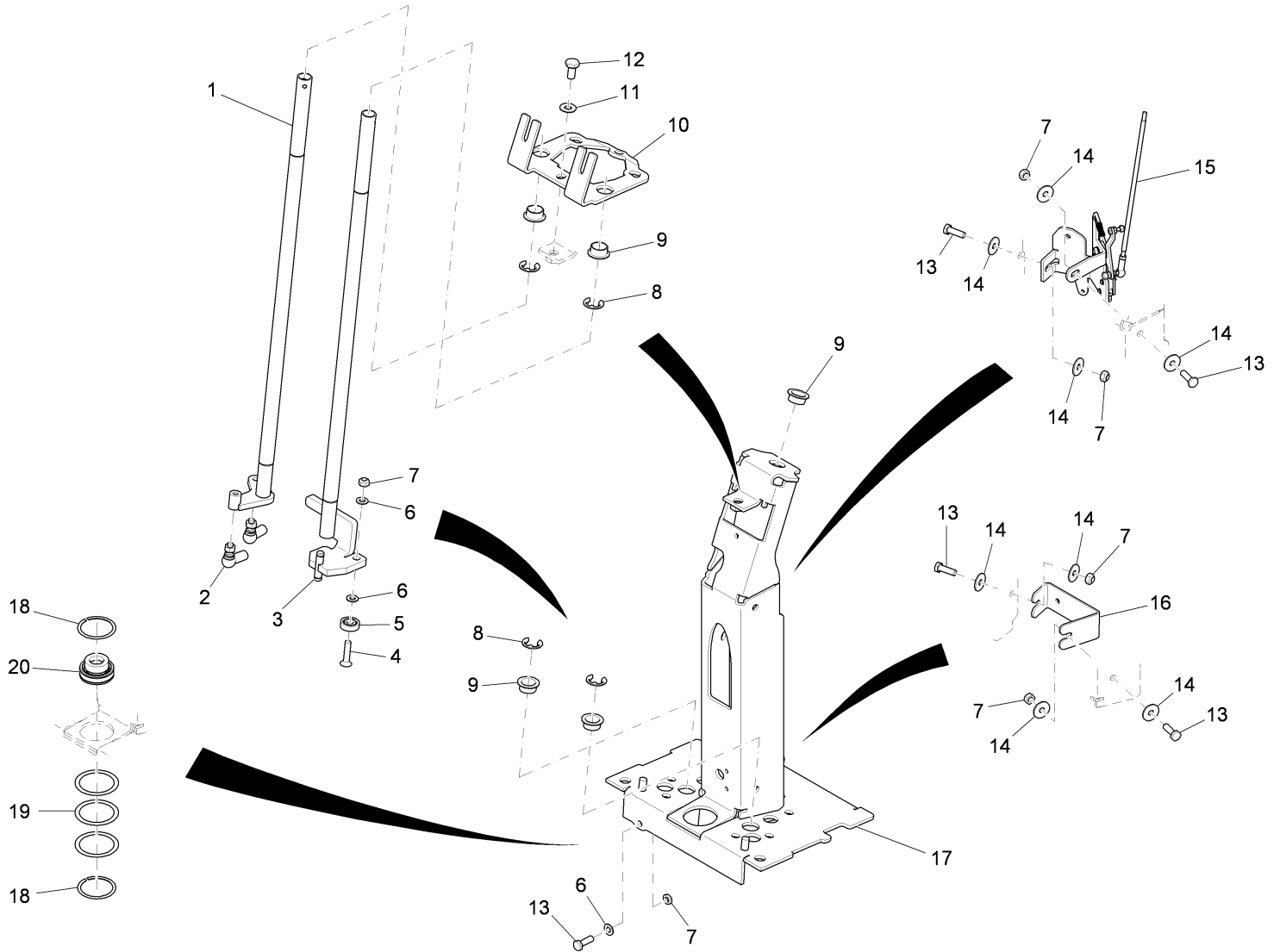
Steering part 1 (97088132-1)



Steering part 1 (97088132-1)

Item	Part number	Description	Qty.	Remarks
1	00042900	Washer	6	
2	00053080	Hexagon screw	2	
3	00059080	Countersunk screw	4	
4	00740310	Washer	2	
5	00045540	Cylinder head screw	4	
6	00695300	Washer	2	
7	97096283	Steering carrier cpl.	Page 14	
8	01110050	Knob	1	
9	01110030	Cover plate	1	
10	00874230	Hex.bolt	1	
11	00053750	Washer	2	
12	01110040	Roller	1	
13	00051510	Hexagon nut	3	
14	00106870	Cable sleeve	1	
15	01110020	Sheet metal	1	
16	00053100	Hexagon screw	2	
17	00046280	Thrust washer	2	
18	01093370	tension spring	1	
19	01061020	Eye bolt	1	
20	00420290	Gasket Tesamoll	200mm	
21	01113070	Steering column	1	
22	00504250	Socket head screw	1	
23	00962220	Washer	7	
24	01145160	Hexagon nut	1	
25	01131490	Sheet metal	2	

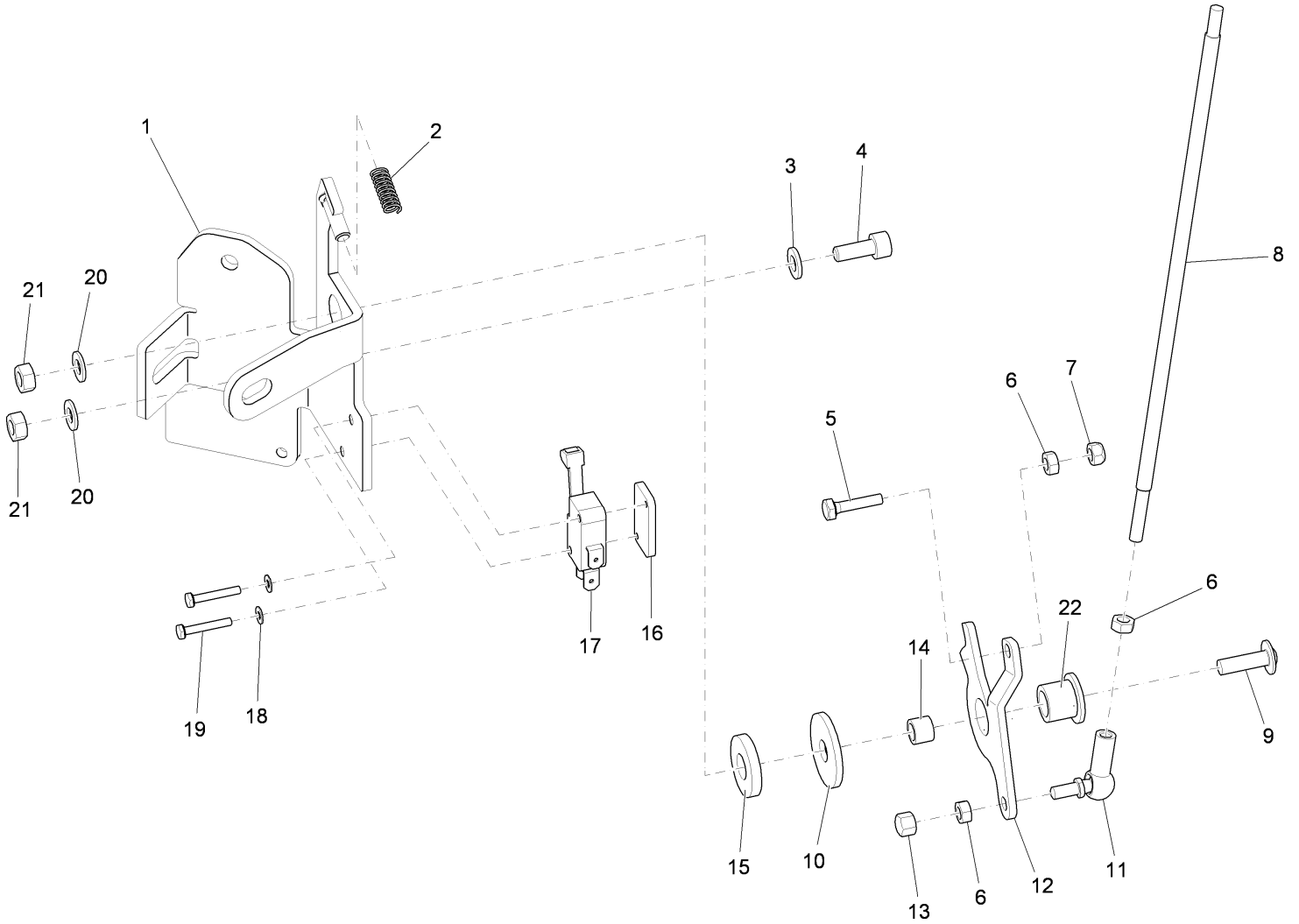
Steering carrier cpl. (97096283)



Steering carrier cpl. (97096283)

Item	Part number	Description	Qty.	Remarks
1	01110070	Lever R.H.	1	
2	01133950	Hinged joint	2	
3	01110080	Lever L.H.	1	
4	00509000	Countersunk screw	1	
5	00865160	Deep groove ball bearing	1	
6	00053750	Washer	3	
7	00051510	Hexagon nut	6	
8	00059490	Thrust washer	4	
9	01130470	Slide bearing bush	5	
10	01110100	Retainer	1	
11	00740290	Detent edged washer	1	
12	00021130	Hex.bolt	1	
13	00053100	Hexagon screw	5	
14	00042900	Washer	8	
15	97091219	Actuation cpl	Page	16
16	01110090	Brace	1	
17	03007210	Steering carrier, cpl.	1	
18	01001260	Circlip	2	
19	01132850	Adjusting washer	3	
20	01001320	Bearing	1	

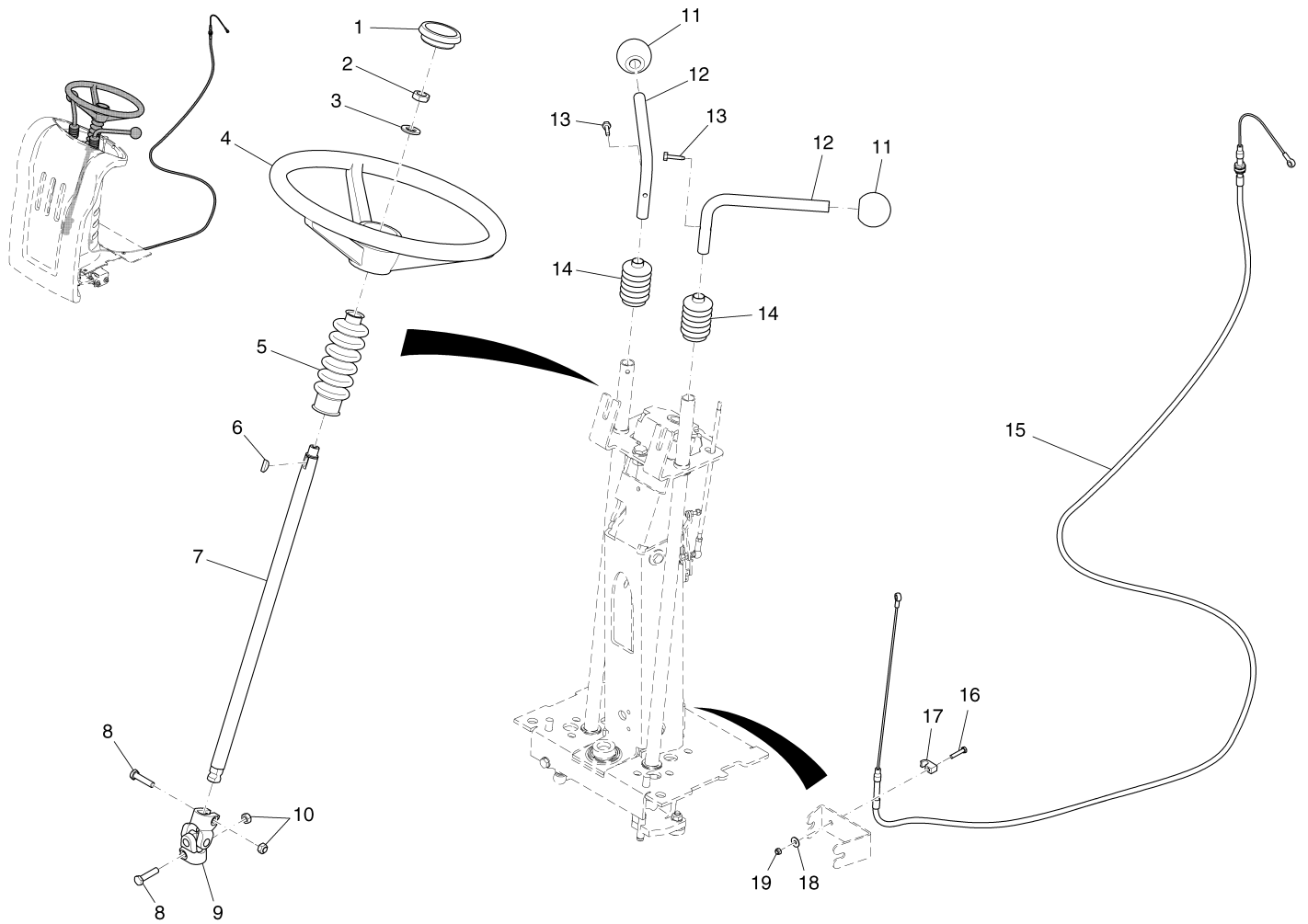
Actuation cpl (97091219)



Actuation cpl (97091219)

Item	Part number	Description	Qty.	Remarks
1	01110110	Console	1	
2	00902200	Pressure spring	1	
3	00053730	Washer	1	
4	00136910	Cylinder head screw	1	
5	00109540	Hex.bolt	1	
6	00053320	Hex. Nut	3	
7	00051340	Hexagon nut	1	
8	01110140	Rod	1	
9	01092780	Lens flange screw	1	
10	01102770	Approach disk	1	
11	01082350	hinged joint	1	
12	01110120	BYPASS-lever	1	
13	00042360	Cap nut	1	
14	01110130	Bushing	1	
15	00053760	Washer	1	
16	01074840	Thread base plate	1	
17	00975510	Micro switch	1	
18	00553740	Washer	2	
19	00022180	Hex.bolt	2	
20	00740280	Washer	2	
21	00053330	Hexagon nut	2	
22	01111140	Slide bearing bush	1	

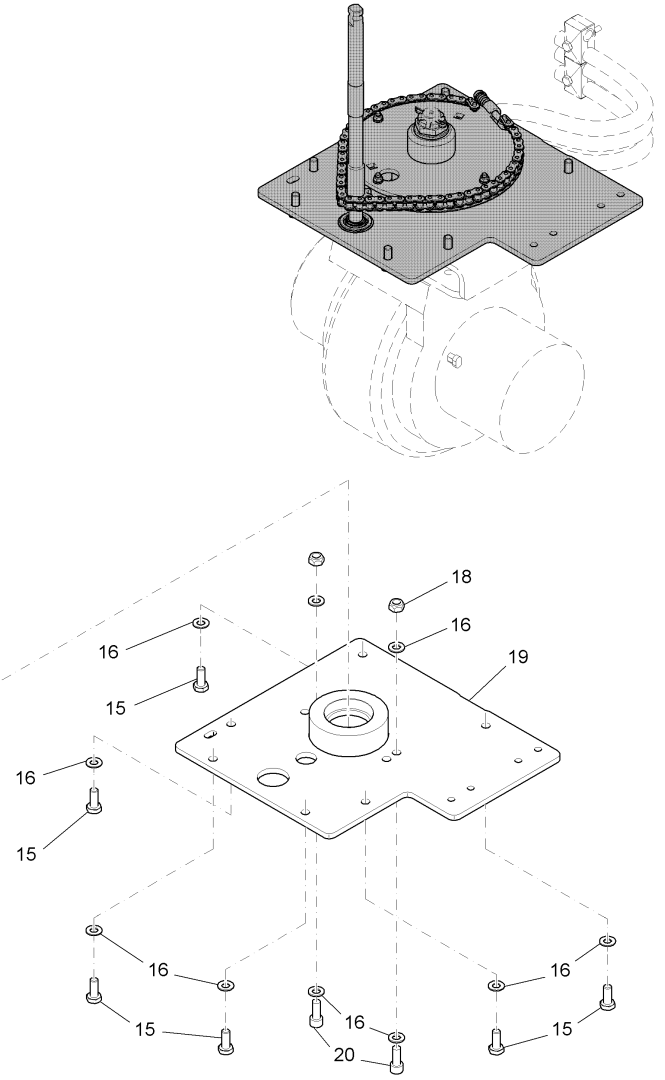
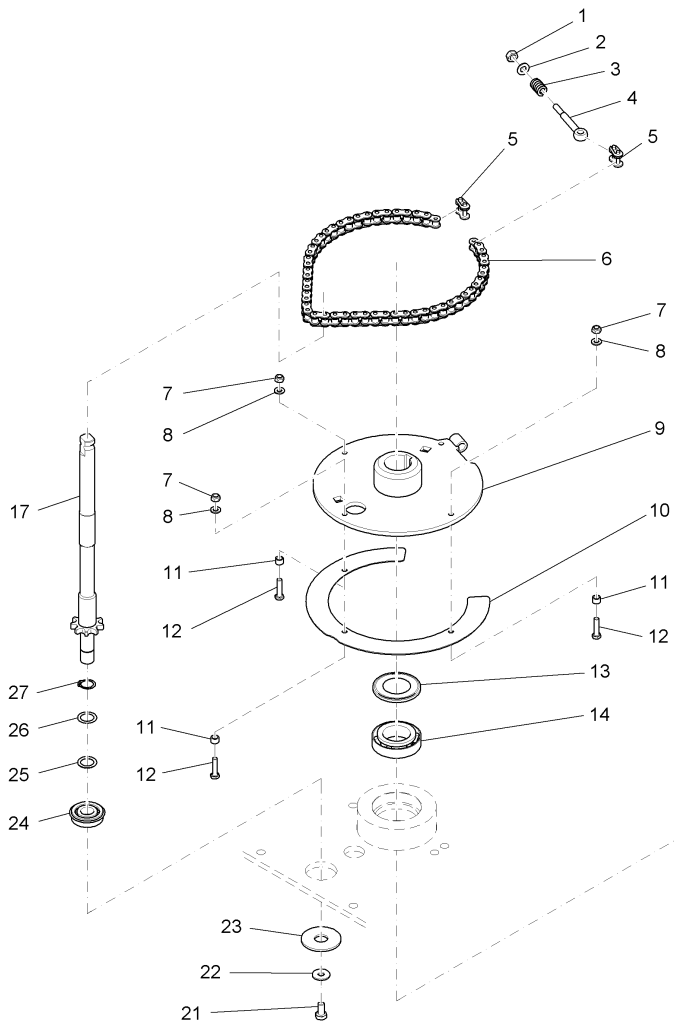
Steering part 2 (97088132-2)



Steering part 2 (97088132-2)

Item	Part number	Description	Qty.	Remarks
1	01140650	Cap	1	
2	00053740	Hexagon nut	1	
3	00053780	Washer	1	
4	00770220	Steering wheel	1	
5	01130390	Bellows	1	
6	00153600	Woodruff key	1	
7	01132830	Steering axle	1	
8	00054690	Hexagon screw	2	
9	00746040	Cardan joint	1	
10	00051510	Hexagon nut	2	
11	01132810	Knob	2	
12	01130410	Arc	2	
13	00104950	Tapping screw	2	
14	01132820	Bellow	2	
15	01110060	Bowden cable	1	
16	00022570	Hex.bolt	1	
17	01075380	cable clam A8	1	
18	00555520	Washer	1	
19	00051340	Hexagon nut	1	

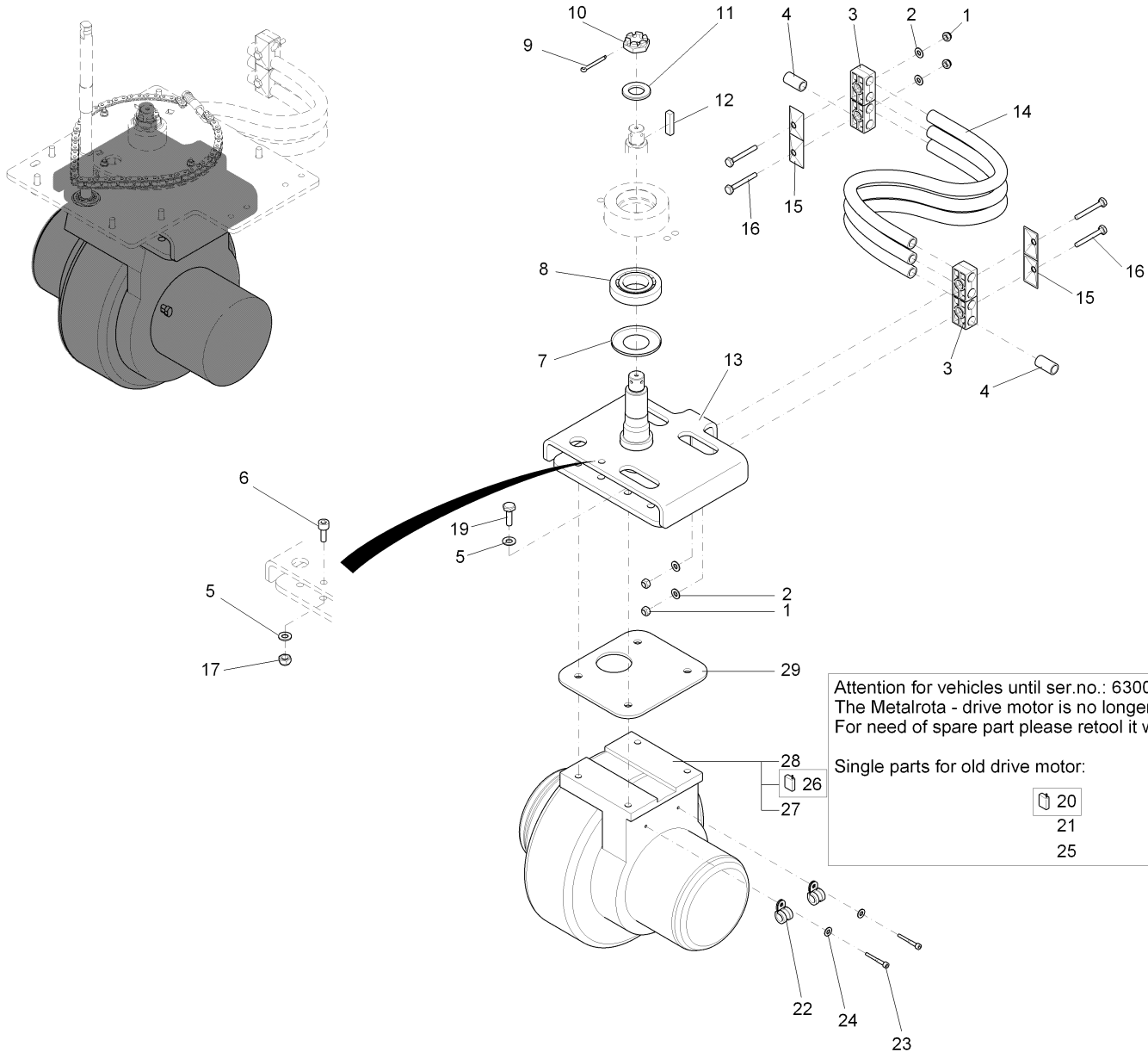
Front wheel drive part 1 (97091904-1)



Front wheel drive part 1 (97091904-1)

Item	Part number	Description	Qty.	Remarks
1	00051510	Hexagon nut	1	
2	00053750	Washer	1	
3	00550410	Pressure spring	1	
4	01132890	Eyebolt	1	
5	00535820	Section	2	
6	01132880	Roller chain	1	
7	00051520	Hexagon nut	3	
8	00053730	Washer	3	
9	01132760	Guidance disk, cpl.	1	
10	01132870	Plate	1	
11	01006840	Bushing	3	
12	00053030	Hexagon screw	3	
13	01130030	Nilos ring	1	
14	00048410	Cone roller bearing	1	
15	00053310	Hexagon screw	6	
16	00870090	Detent edged washer	9	
17	01110320	Steering rod	1	
18	00053360	Hexagon nut	2	
19	03002980	Front wheel bearing plate	1	
20	00135030	Socket head screw	2	
21	00053080	Hexagon screw	1	
22	00740080	Washer	1	
23	00954200	Washer	1	
24	00901380	Deep groove ball bearing	1	
25	00155180	Adjusting washer	1	
26	00125680	Adjusting washer	1	
27	00022230	Retaining ring	1	

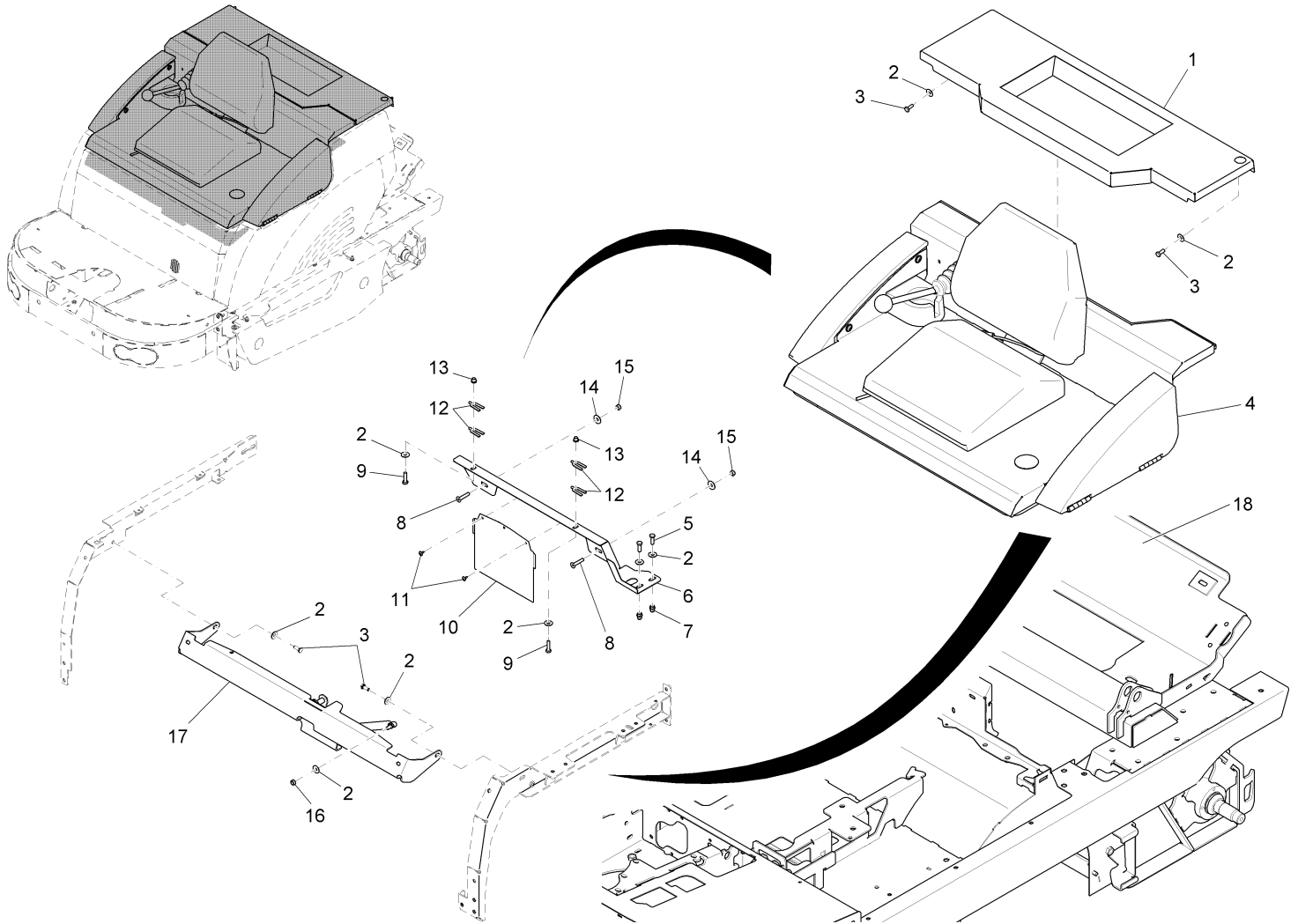
Front wheel drive part 2 (97091904-2)



Front wheel drive part 2 (97091904-2)

Item	Part number	Description	Qty.	Remarks
1	00051510	Hexagon nut	4	
2	00053750	Washer	4	
3	01132160	Pair of clamping	4	
4	01131790	bushing	2	
5	00870090	Detent edged washer	5	
6	00135030	Socket head screw	2	
7	00746270	Ring	1	
8	00137930	Cone roller bearing	1	
9	00027880	Cotter pin	1	
10	00048400	Slotted nut	1	
11	00743290	Washer	1	
12	01132770	Parallel key	1	
13	03008270	Wheelmount	1	
14	01113230	Hose	3	
15	01132150	Cover plate	4	
16	00053130	Hexagon screw	4	
17	00053360	Hexagon nut	1	
18	00009490	Wheel hub drive	1	For need of spare part ffor old METALROTA-drive (until ser no.: 6300.30.9.0307.X)
19	00123690	Hex.bolt	4	
20	01113500	Set (4pc.) Carbon brush	1	
21	01113510	Wheel	1	
22	00130250	Pipe clamp	2	
23	01175760	Socket head screw	2	
24	00053710	Washer	2	
25	01113590	Thermal switch	1	
26	01113830	Carbon brush	4	
27	01113840	Wheel	1	
28	01113490	Wheel hub drive	1	
29	XXXXXXXX	no part-No. til yet	1	90527508 Sheet metal

Seat - Covering Part 1 - Chassis (97096697-1)



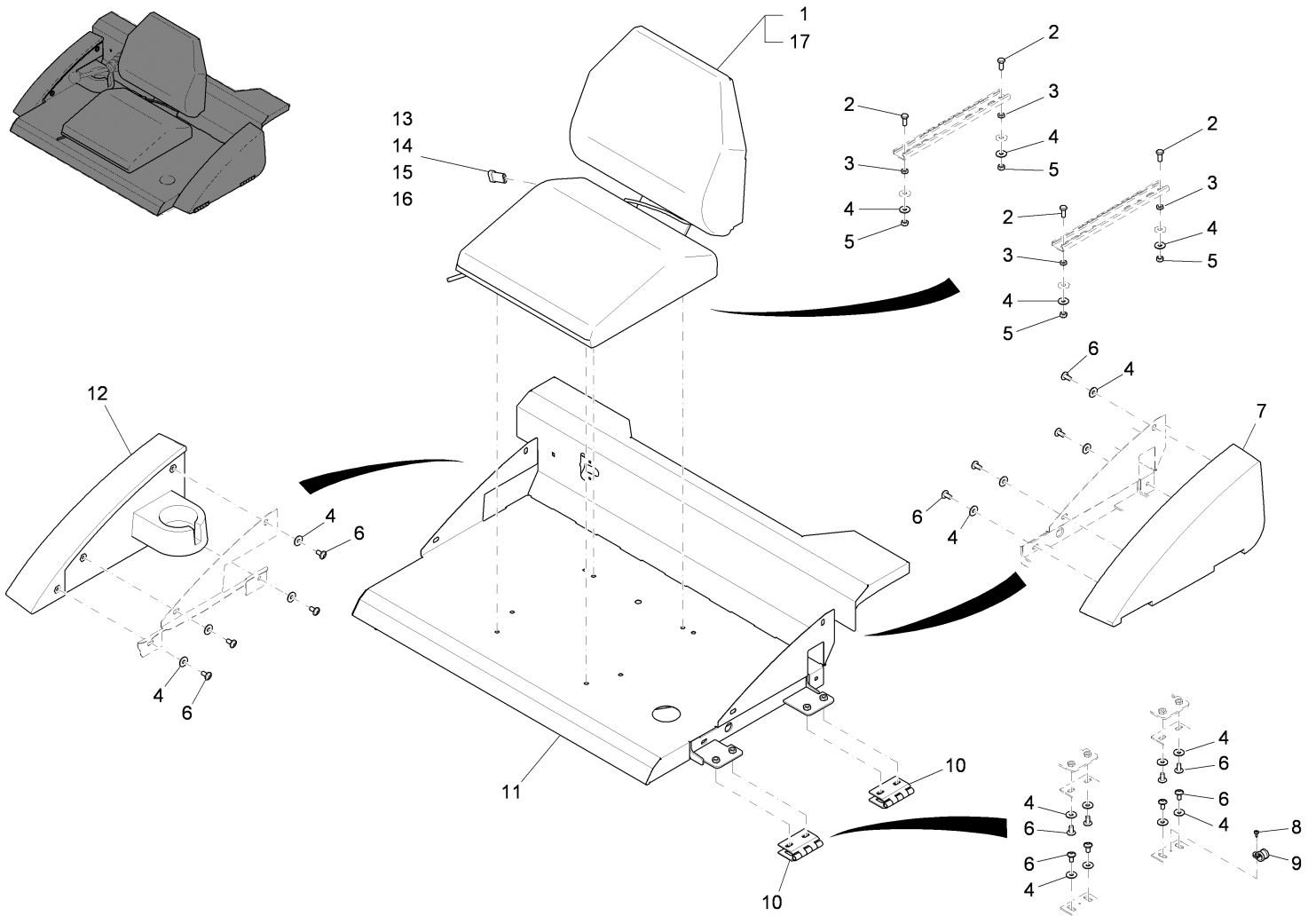
Seat - Covering Part 1 - Chassis (97096697-1)

Item	Part number	Description	Qty.	Remarks
1	01111890	Hood	1	
2	00740080	Washer	9	
3	00053090	Hexagon screw	4	
4	97090401	Seat flap cpl	Page	26
5	00053100	Hexagon screw	2	
6	01111950	Support angle	1	
7	01111990	Nut	2	
8	00903480	Countersunk screw	2	
9	00053110	Hexagon screw	2	
10	01078280	Bag	1	
11	00747160	Tapping screw	2	
12	01131490	Sheet metal	4	
13	01130110	Nut	2	
14	00042900	Washer	2	
15	00051510	Hexagon nut	2	
16	00053350	Hexagon nut	1	
17	97096028	Lifting device	Page	32
18	03008260	Chassis	1	

Seat flap cpl (97090401)

Assembly	Description	Page
97090401-1	Seat flap part 1	27
97090401-2	Seat flap part 2	30

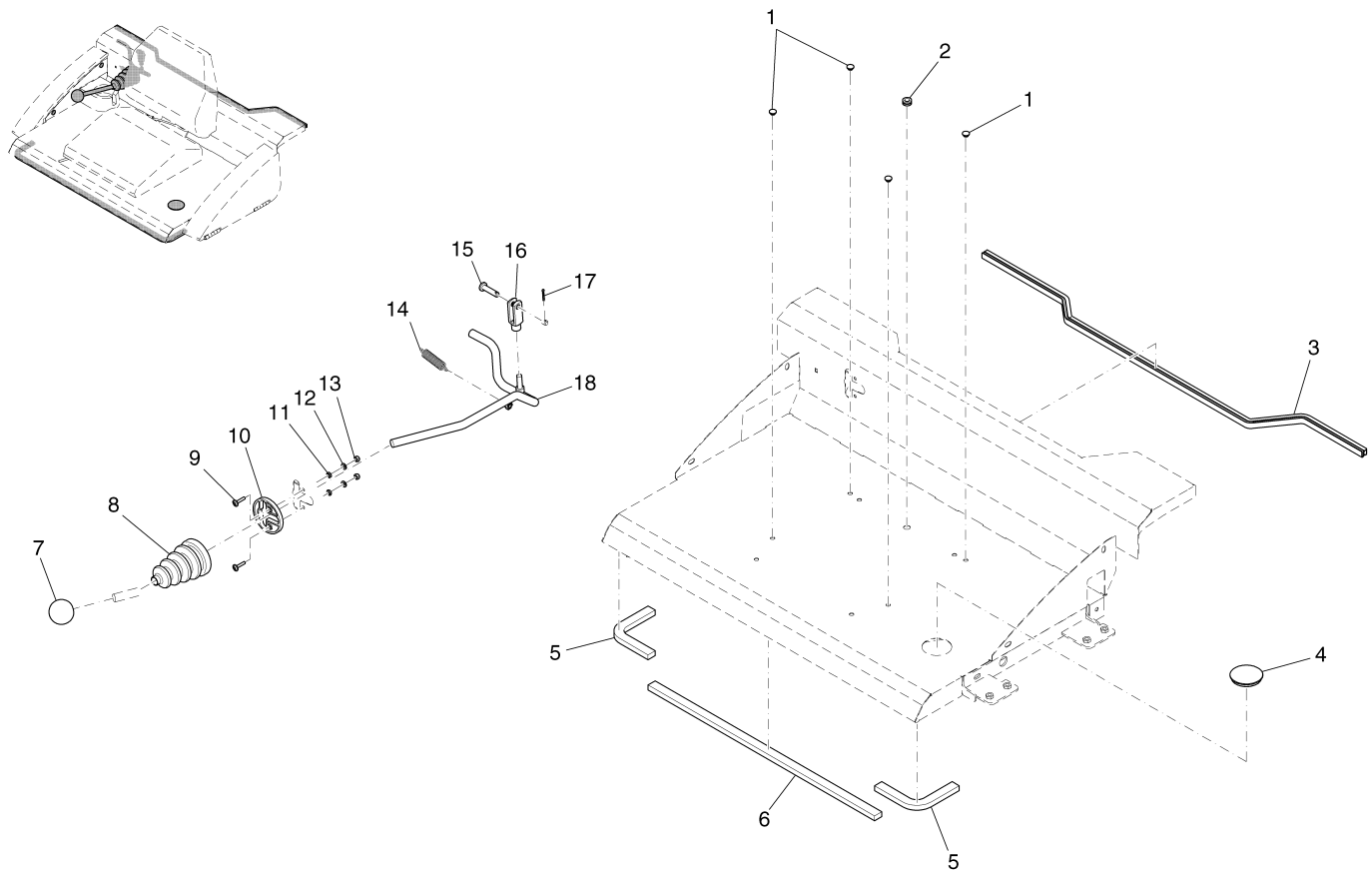
Seat flap part 1 (97090401-1)



Seat flap part 1 (97090401-1)

Item	Part number	Description	Qty.	Remarks
1	01071360	Seat	1	
2	00053090	Hexagon screw	4	
3	00046500	Hex. Nut	4	
4	00740080	Washer	20	
5	00051510	Hexagon nut	4	
6	01006820	Lens flange screw	16	
7	01112060	Hood L.H. red	1	
8	00155940	Tapping screw	1	
9	00109470	Tube clamp	1	
10	01112070	Hinge	2	
11	03007510	Seat flap	1	
12	01133330	Hood R.H. red	1	
13	01006180	Pin housing	1	
14	01006210	Pin contact	2	
15	00903580	Gasket	2	
16	01006200	Sealing plug	1	
17	01073290	Micro switch	1	

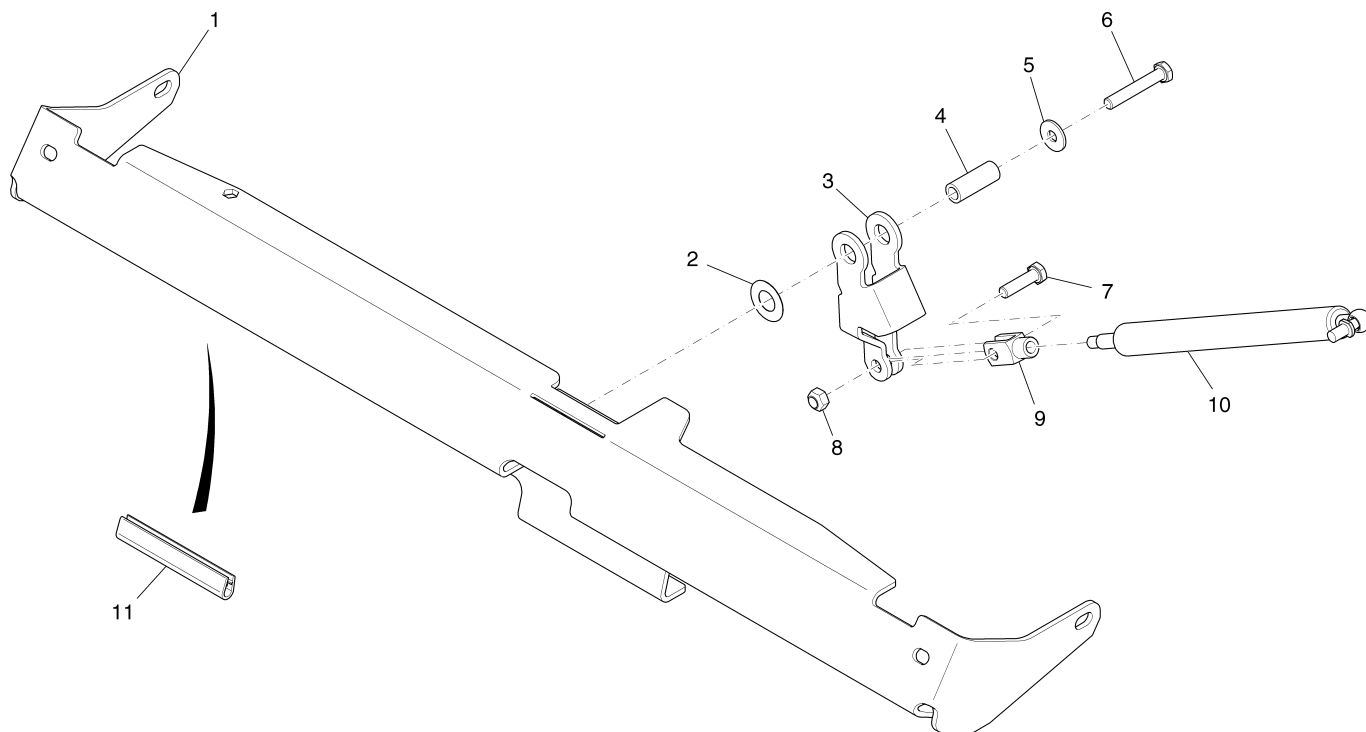
Seat flap part 2 (97090401-2)



Seat flap part 2 (97090401-2)

Item	Part number	Description	Qty.	Remarks
1	00906060	Drain plug	4	
2	00856240	Cable sleeve	1	
3	00681570	Edge protection	1	
4	01112100	Sealing plug	1	
5	01112050	Angle gasket	2	
6	01031010	Foam rubber self sticking	1	
7	01132810	Knob	1	
8	01112080	Bellow	1	
9	01082530	Lens flange screw	2	
10	01112090	Connecting link	1	
11	00135790	Hexagon nut	2	
12	00053730	Washer	2	
13	00051520	Hexagon nut	2	
14	01131000	Pull spring	1	
15	00525830	Bolt	1	
16	00925430	Fork yoke	1	
17	00553580	Cotter pin	1	
18	01112040	Rod	1	

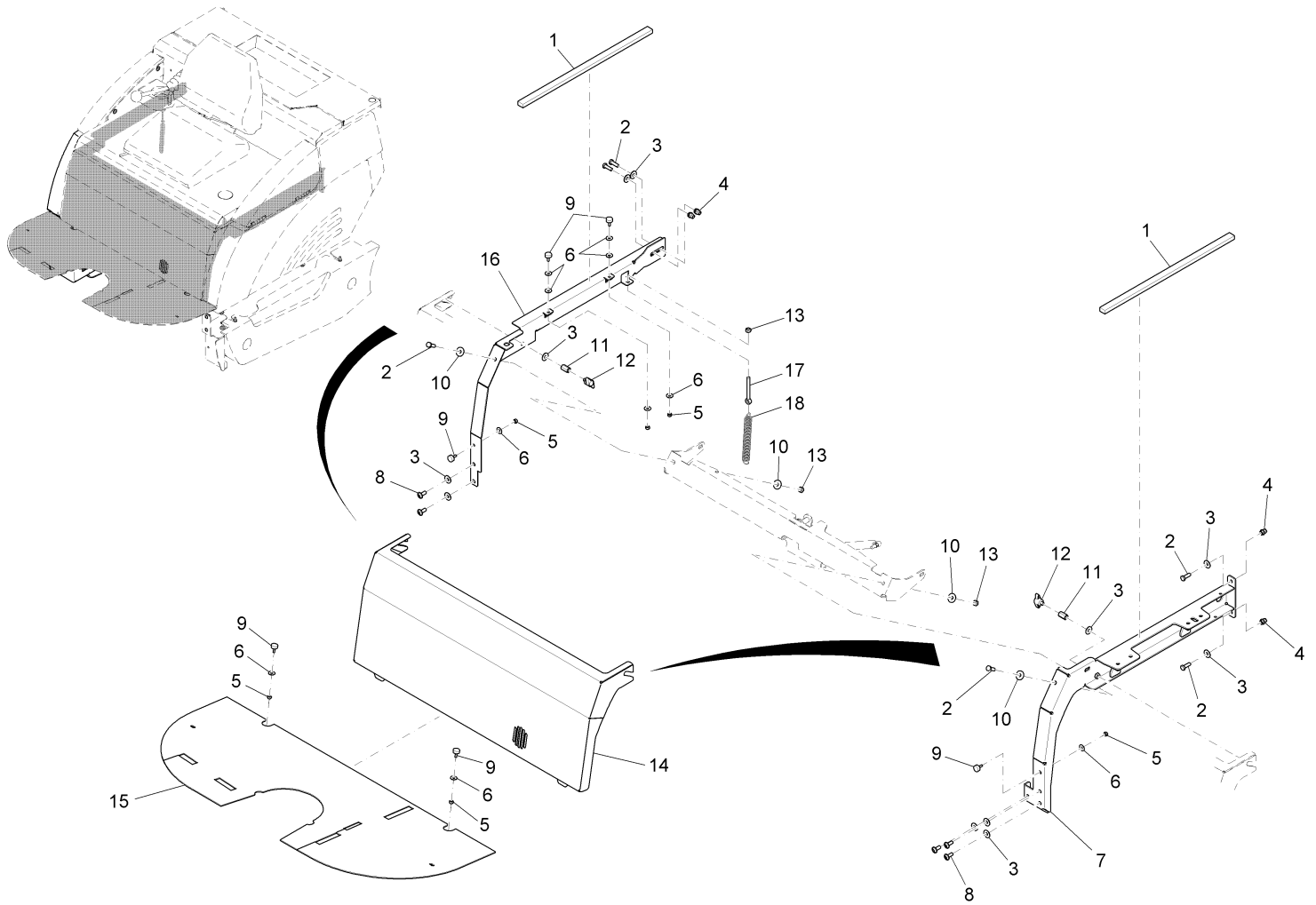
Lifting device (97096028)



Lifting device (97096028)

Item	Part number	Description	Qty.	Remarks
1	01112020	Angle truss	1	
2	00042070	Washer	1	
3	01112030	Lever	1	
4	00153390	Clamping tube	1	
5	00740080	Washer	1	
6	00053260	Hex.bolt	1	
7	00053110	Hexagon screw	1	
8	00051510	Hexagon nut	1	
9	00151440	Fork yoke	1	
10	01111640	Gas-pressurized spring	1	
11	00161240	Edge protection	100mm	

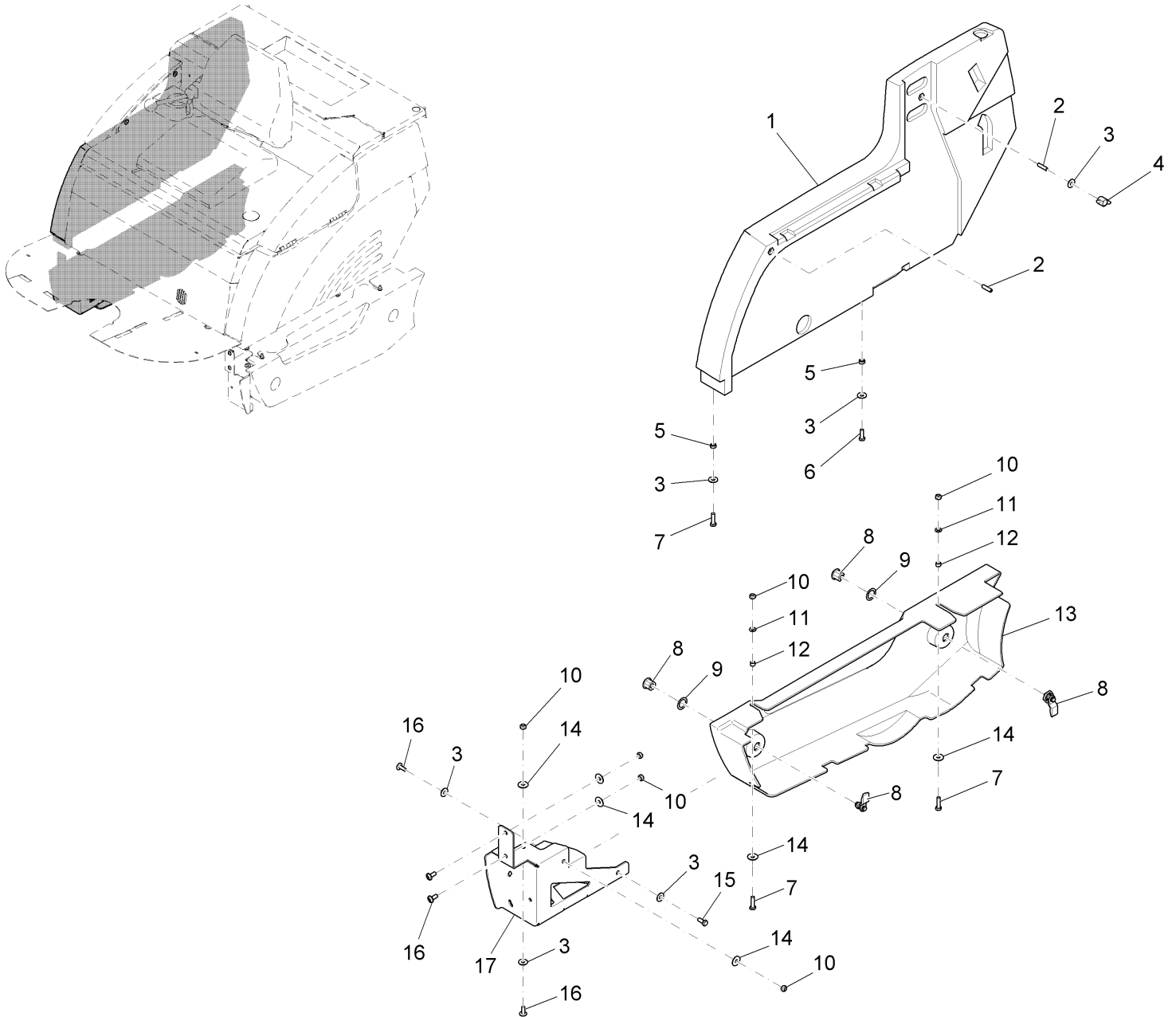
Seat - Covering Part 2 (97096697-2)



Seat - Covering Part 2 (97096697-2)

Item	Part number	Description	Qty.	Remarks
1	01031010	Foam rubber self sticking	2x1020mm	
2	00053100	Hexagon screw	7	
3	00740080	Washer	11	
4	01111990	Nut	4	
5	00051520	Hexagon nut	6	
6	00135120	Washer	10	
7	03007490	Angle L.H.	1	
8	01000670	Lens flange screw	5	
9	00127470	Buffer	6	
10	00042900	Washer	4	
11	00744340	Hex. Nut	2	
12	01111980	Wing screw	2	
13	00051510	Hexagon nut	3	
14	03007500	Front panel	1	
15	01111940	Rubber mat	1	
16	03007480	Angle R.H.	1	
17	01093230	Eye bolt	1	
18	01093370	tension spring	1	

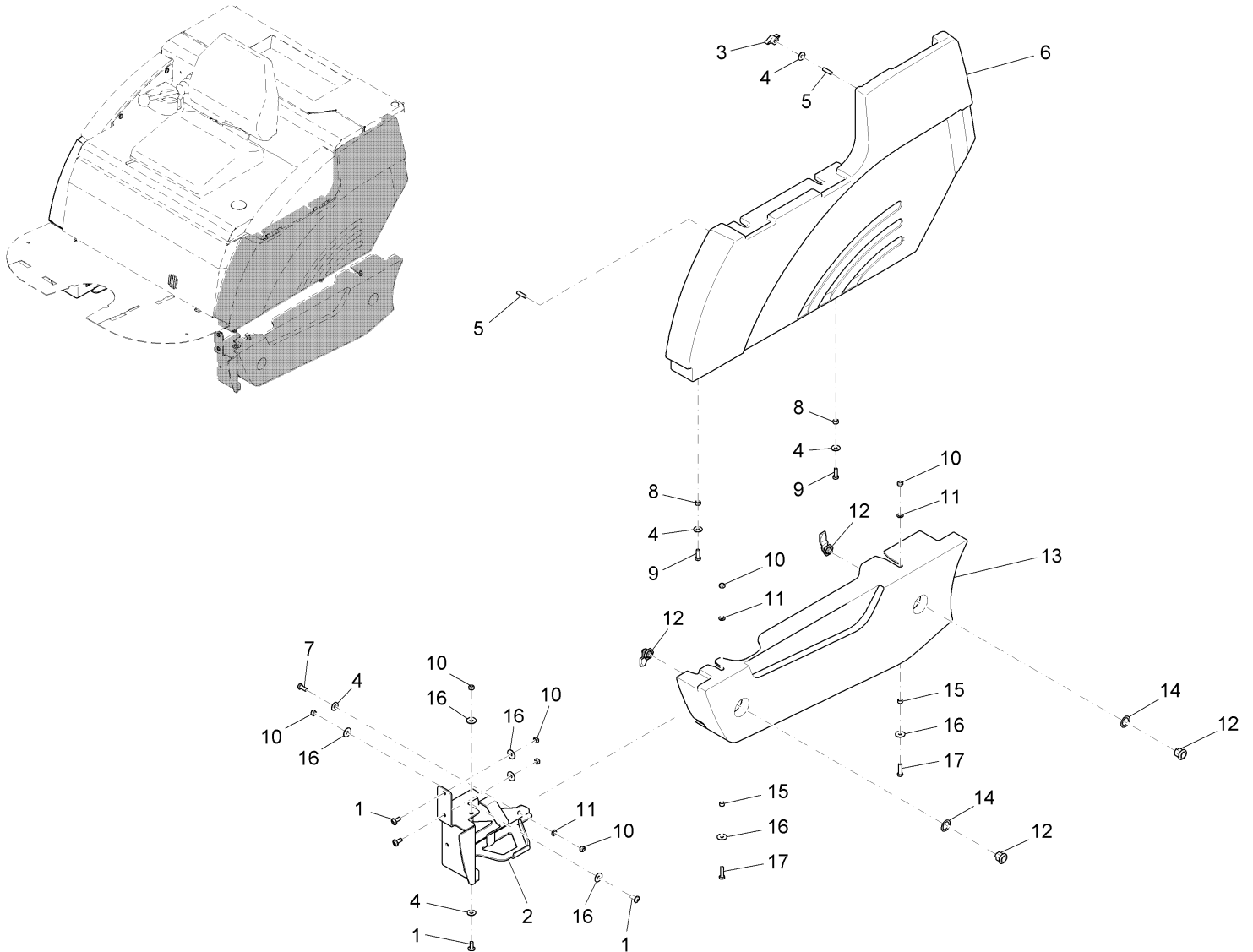
Seat - Covering Part 3 (97096697-3)



Seat - Covering Part 3 (97096697-3)

Item	Part number	Description	Qty.	Remarks
1	01113240	Covering R.H. red	1	
2	01112000	Threaded pin	2	
3	00740080	Washer	6	
4	01111970	Wing nut	1	
5	00053350	Hexagon nut	2	
6	00053100	Hexagon screw	1	
7	00053110	Hexagon screw	2	
8	01130270	Casement fastener	2	
9	00694780	Adjusting washer	2	
10	00051510	Hexagon nut	6	
11	00053750	Washer	2	
12	00557730	Spreader tube	2	
13	01113450	Covering lower R.H. grey	1	
14	00042900	Washer	6	
15	00053090	Hexagon screw	1	
16	01000670	Lens flange screw	4	
17	01111930	Retainer	1	

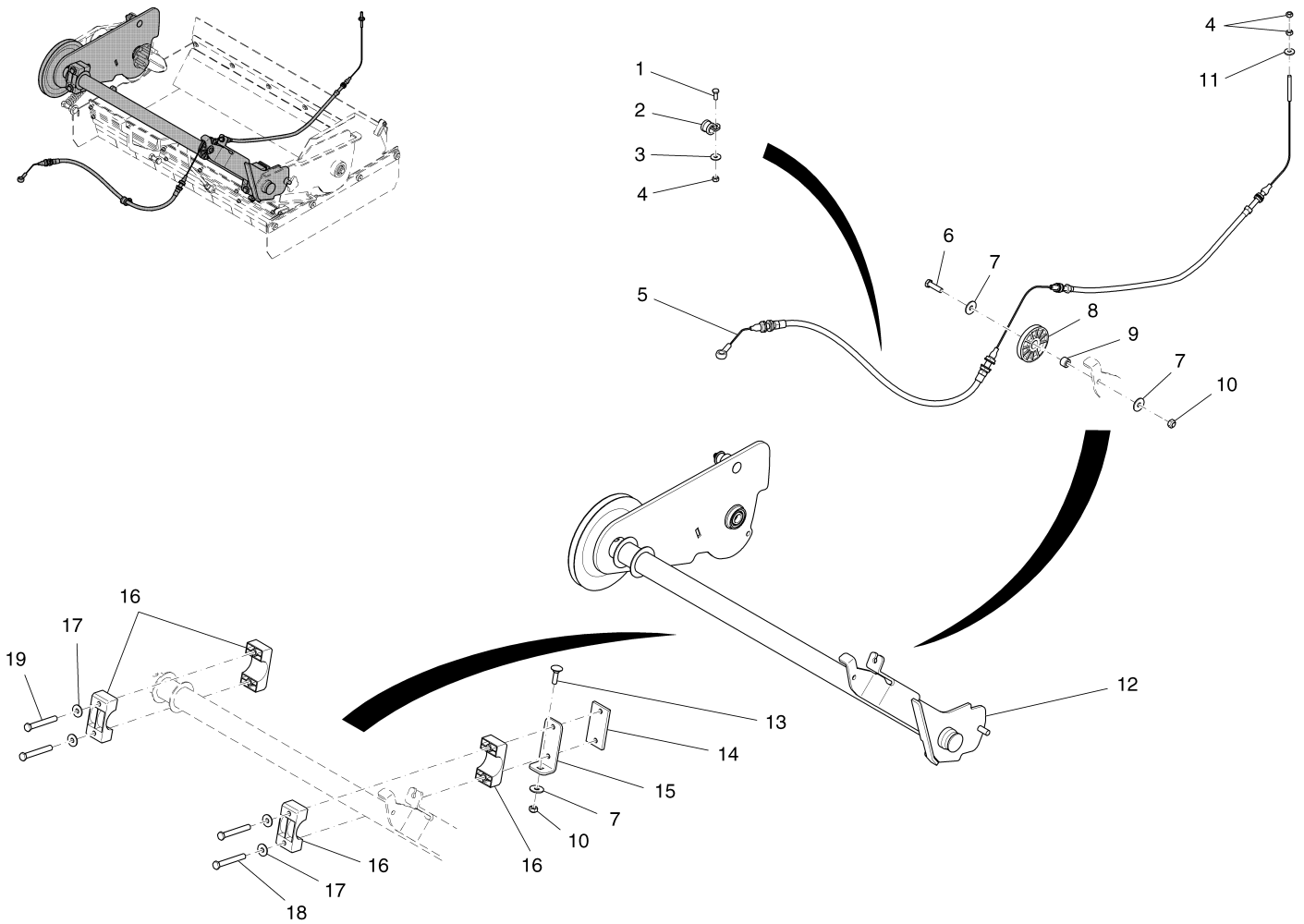
Seat - Covering Part 4 (97096697-4)



Seat - Covering Part 4 (97096697-4)

Item	Part number	Description	Qty.	Remarks
1	01000670	Lens flange screw	4	
2	01112010	Retainer L.H.	1	
3	01111970	Wing nut	1	
4	00740080	Washer	5	
5	01112000	Threaded pin	2	
6	01113250	Covering L.H. red	1	
7	00053090	Hexagon screw	1	
8	00053350	Hexagon nut	2	
9	00053100	Hexagon screw	2	
10	00051510	Hexagon nut	7	
11	00053750	Washer	3	
12	01130270	Casement fastener	2	
13	01113460	Covering lower L.H. grey	1	
14	00694780	Adjusting washer	2	
15	00557730	Spreader tube	2	
16	00042900	Washer	7	
17	00053110	Hexagon screw	2	

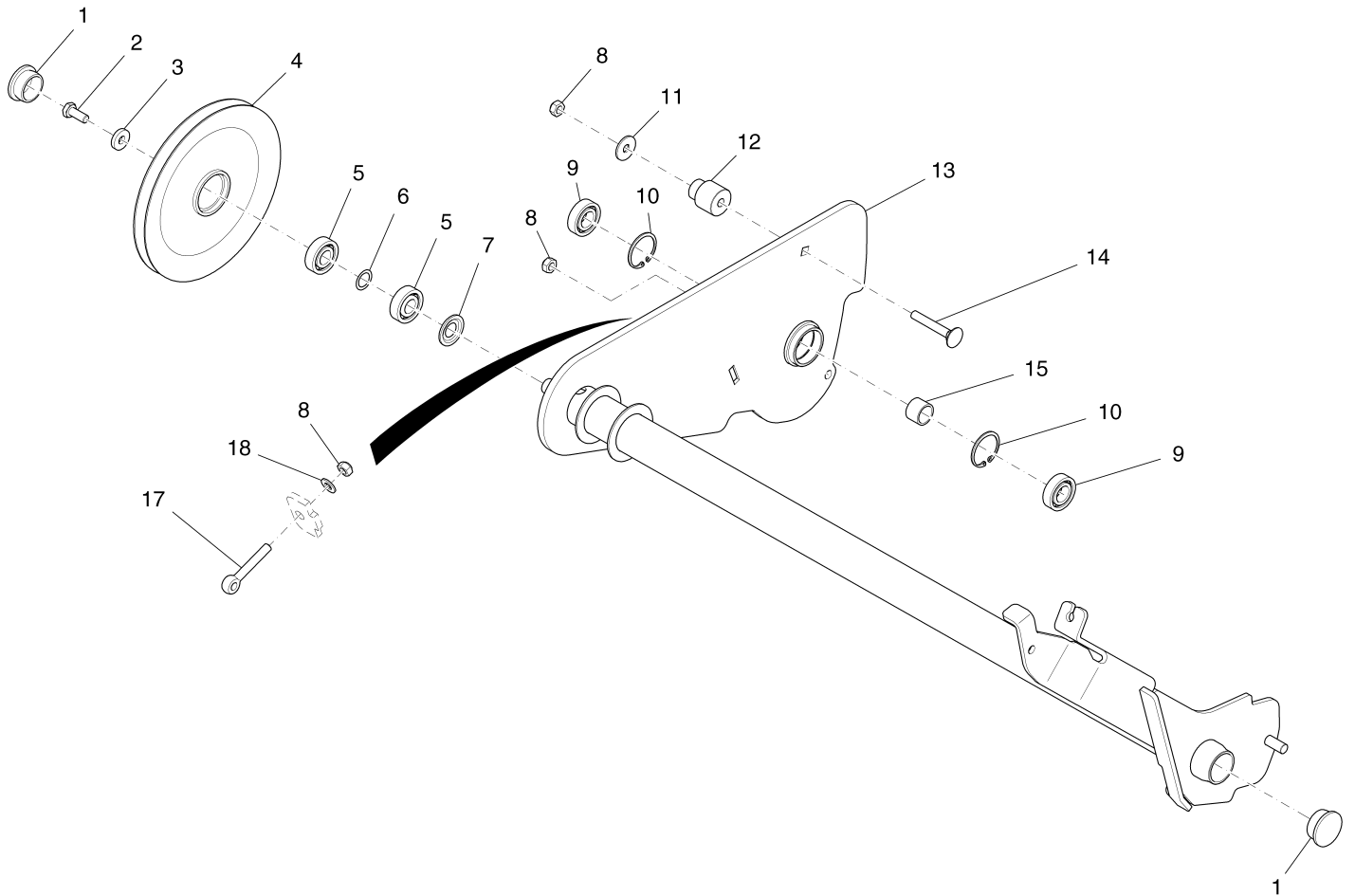
Main sweeper group part 1 (97088165-1)



Main sweeper group part 1 (97088165-1)

Item	Part number	Description	Qty.	Remarks
1	00053010	Hex.bolt	1	
2	00109470	Tube clamp	1	
3	01160920	Detent edged washer	1	
4	00053330	Hexagon nut	3	
5	01111150	Bowden cable main brush lifting	1	
6	00053110	Hexagon screw	1	
7	00042900	Washer	3	
8	00521270	Roller	1	
9	00974400	Bushing	1	
10	00051510	Hexagon nut	2	
11	00135120	Washer	1	
12	97090690	Torsion shaft	Page	42
13	00864520	Screw	1	
14	01111040	Thread base plate	1	
15	01111030	Angle	1	
16	01130610	Bearing	4	
17	00740080	Washer	4	
18	00153400	Hex.bolt	2	
19	00557600	Hex.bolt	2	

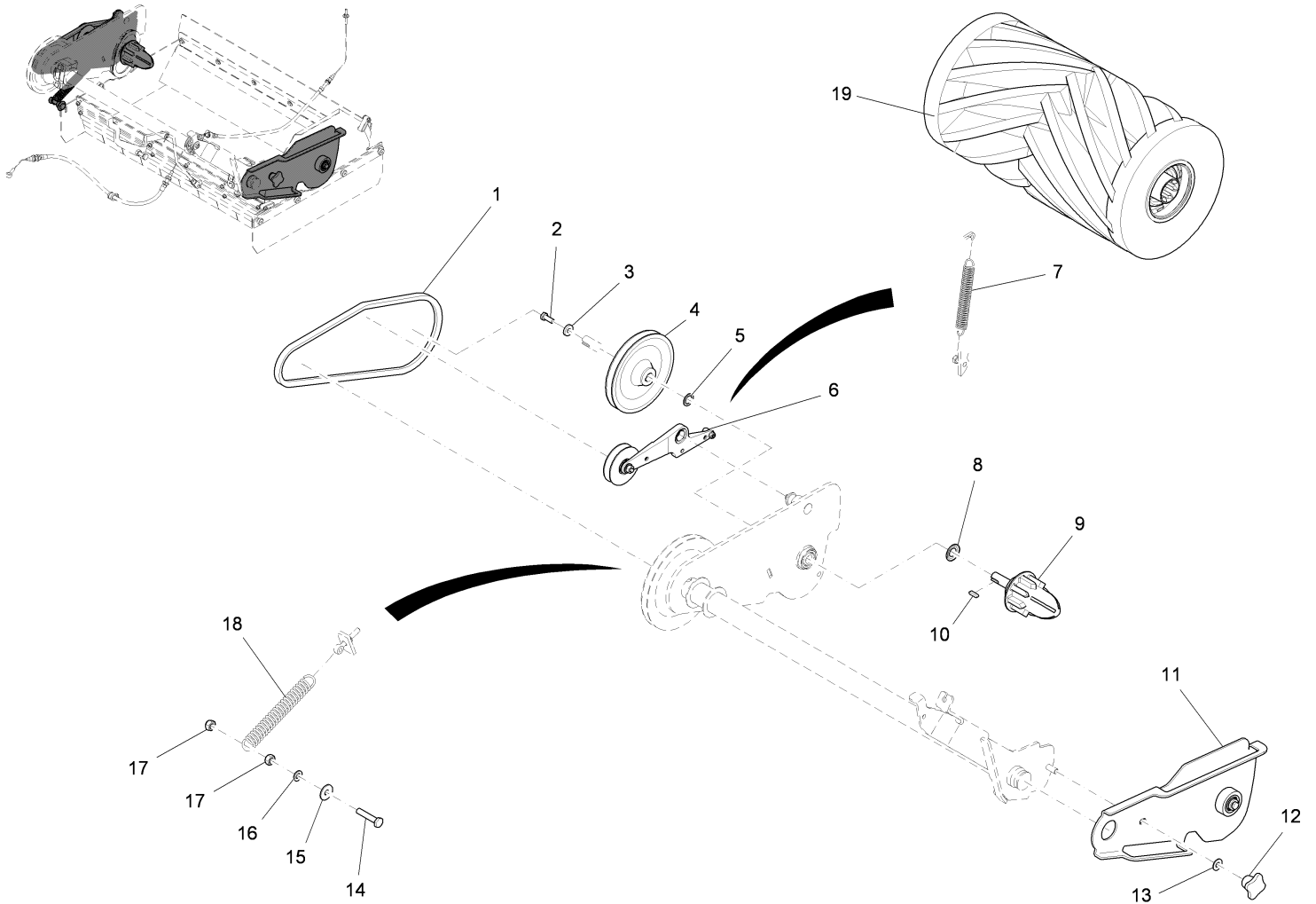
Torsion shaft (97090690)



Torsion shaft (97090690)

Item	Part number	Description	Qty.	Remarks
1	01075100	Gland	2	
2	00704610	Hex.bolt	1	
3	00695300	Washer	1	
4	01111190	Belt pulley	1	
5	00538360	Deep groove ball bearing	2	
6	00534920	Adjusting washer	1	
7	00124220	Ring	1	
8	00051510	Hexagon nut	3	
9	00106300	Deep groove ball bearing	2	
10	00101660	Retaining ring	2	
11	00042900	Washer	1	
12	01131030	Bolt	1	
13	01111180	Torsion shaft	1	
14	01130940	Cup head square neck bolt	1	
15	00509180	sleeve	1	
17	00706170	Eye bolt	1	
18	00053750	Washer	1	

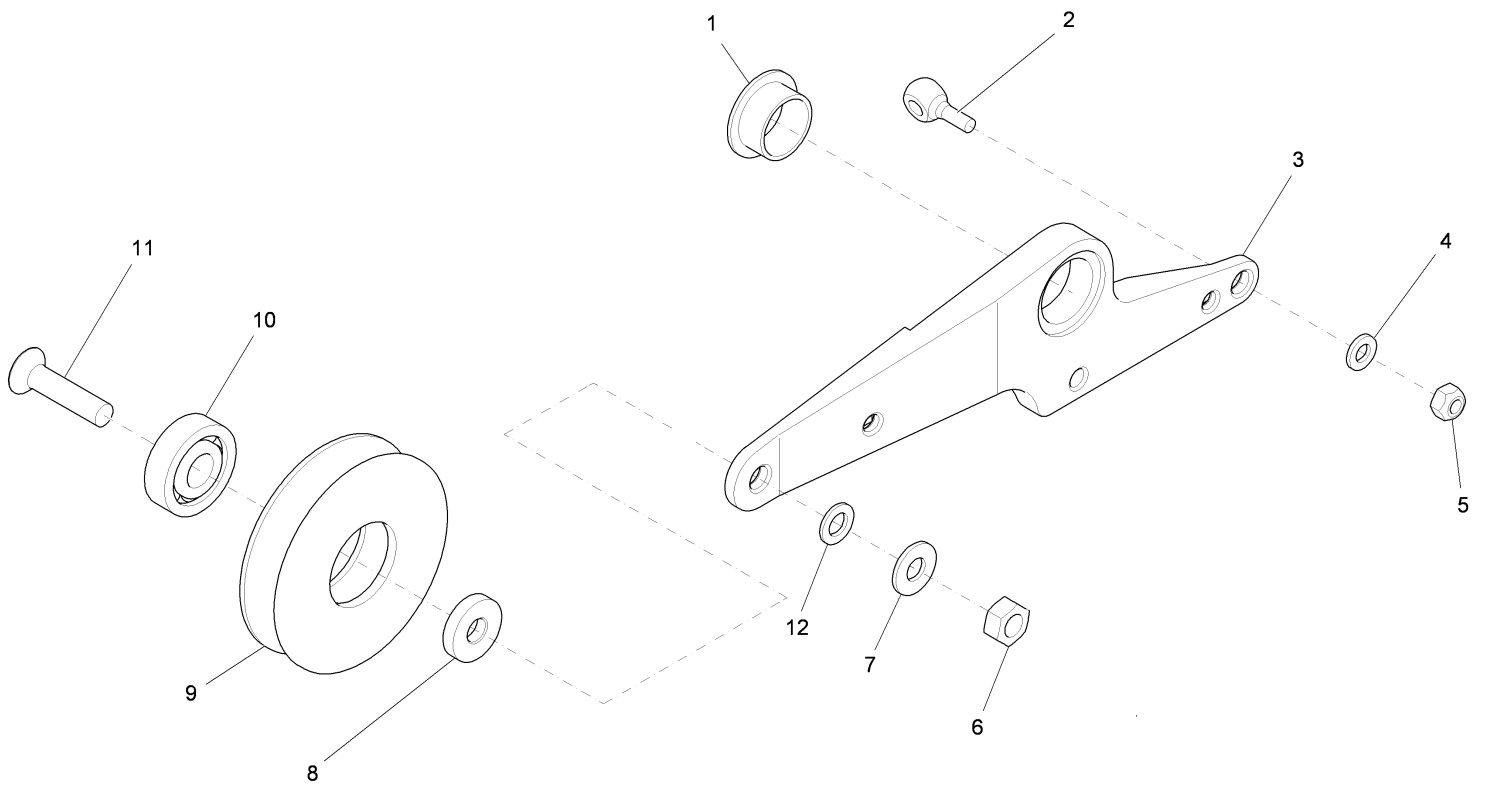
Main sweeper group part 2 (97088165-2)



Main sweeper group part 2 (97088165-2)

Item	Part number	Description	Qty.	Remarks
1	01111130	Narrow V-belt	1	
2	00704610	Hex.bolt	1	
3	00695300	Washer	1	
4	01111120	Belt pulley	1	
5	00041590	Supporting ring	1	
6	97104194	Tension lever	Page	46
7	01093370	tension spring	1	
8	00102410	Ring	1	
9	01130920	Drag element	1	
10	00054260	Feather key	1	
11	97090682	Brush rocker L.H.	Page	48
12	01179360	Star handle yellow	1	
13	00740290	Detent edged washer	1	
14	01064770	Hexagon screw	1	
15	00046520	Washer	1	
16	00053760	Washer	1	
17	00051500	Hexagon nut	2	
18	00705330	Tension spring	1	
19	99631200	Spare main broom PA	1	

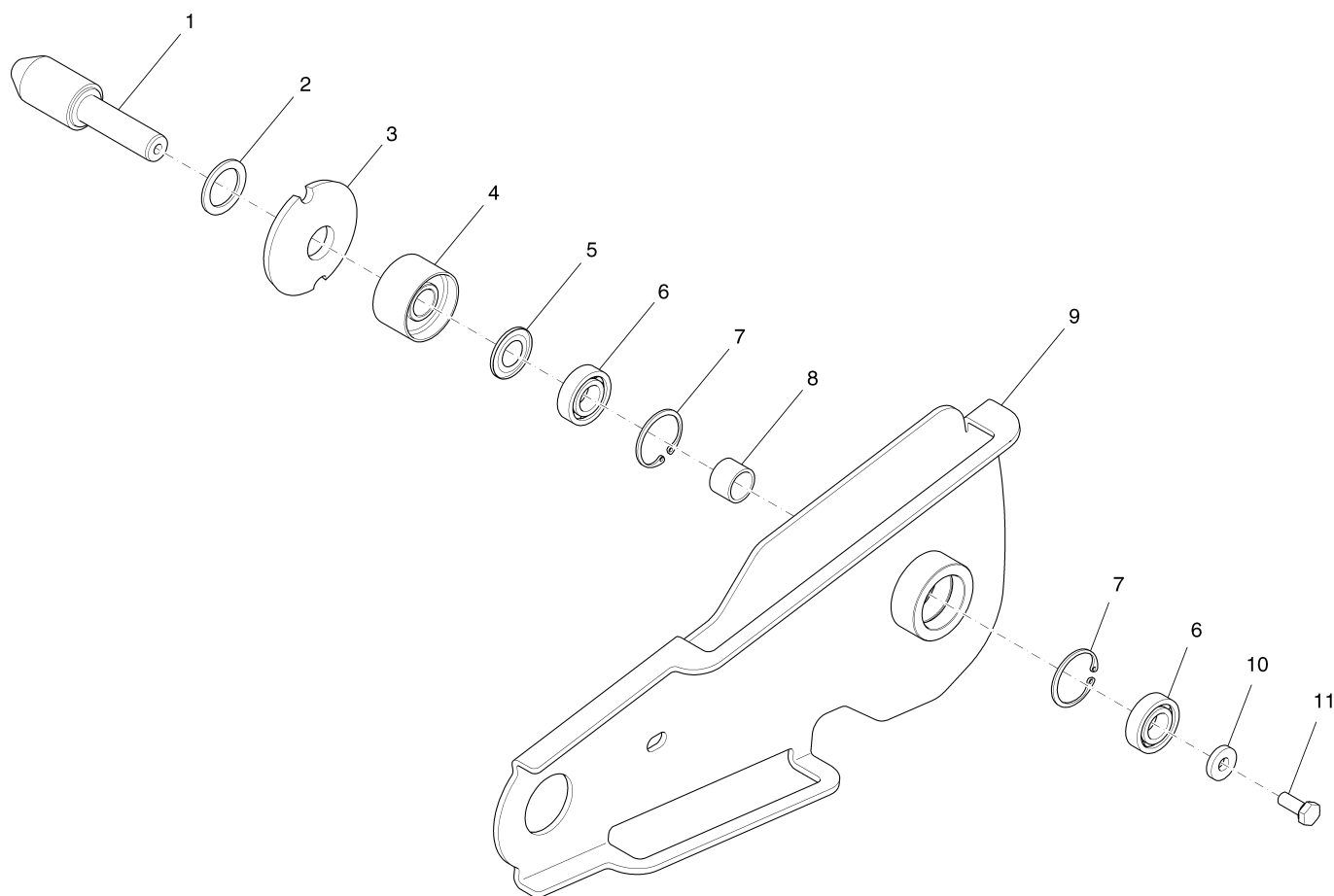
Tension lever (97104194)



Tension lever (97104194)

Item	Part number	Description	Qty.	Remarks
1	01130470	Slide bearing bush	1	
2	01111020	Eye bolt	1	
3	01113820	Idler arm	1	
4	00053730	Washer	1	
5	00051520	Hexagon nut	2	
6	00053350	Hexagon nut	1	
7	00740090	Detent edged washer	1	
8	01130950	Bushing	1	
9	01111160	Pulley	1	
10	00126330	Deep groove ball bearing	1	
11	00509000	Countersunk screw	1	
12	00055590	Adjusting washer	1	

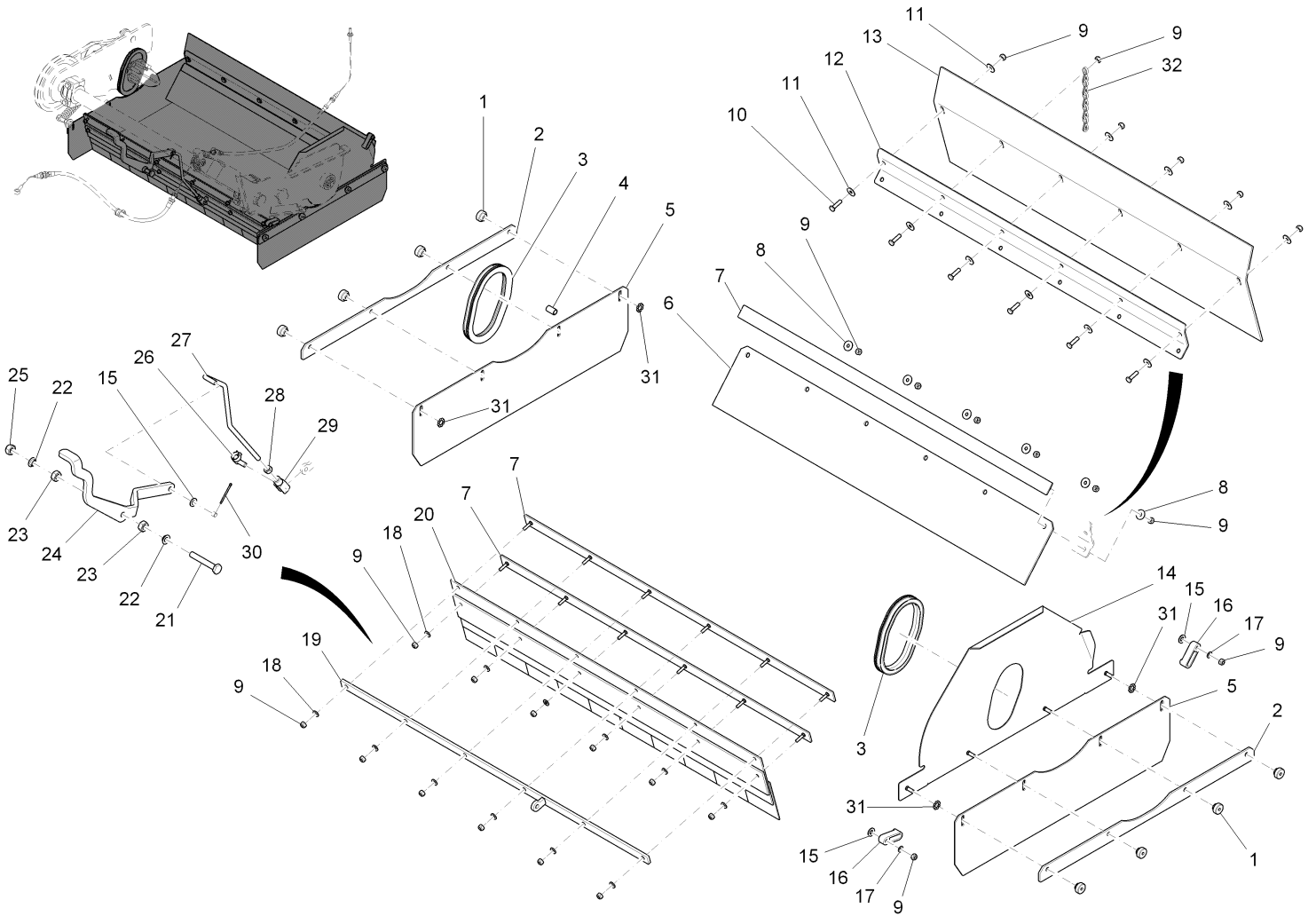
Brush rocker L.H. (97090682)



Brush rocker L.H. (97090682)

Item	Part number	Description	Qty.	Remarks
1	01130870	Carrier	1	
2	00135560	Supporting ring	1	
3	01130860	Flexible washer	1	
4	01130850	Gasket	1	
5	00102410	Ring	1	
6	00106300	Deep groove ball bearing	2	
7	00101660	Retaining ring	2	
8	00509180	sleeve	1	
9	01111200	Broom rocker L.H.	1	
10	00695300	Washer	1	
11	00704610	Hex.bolt	1	

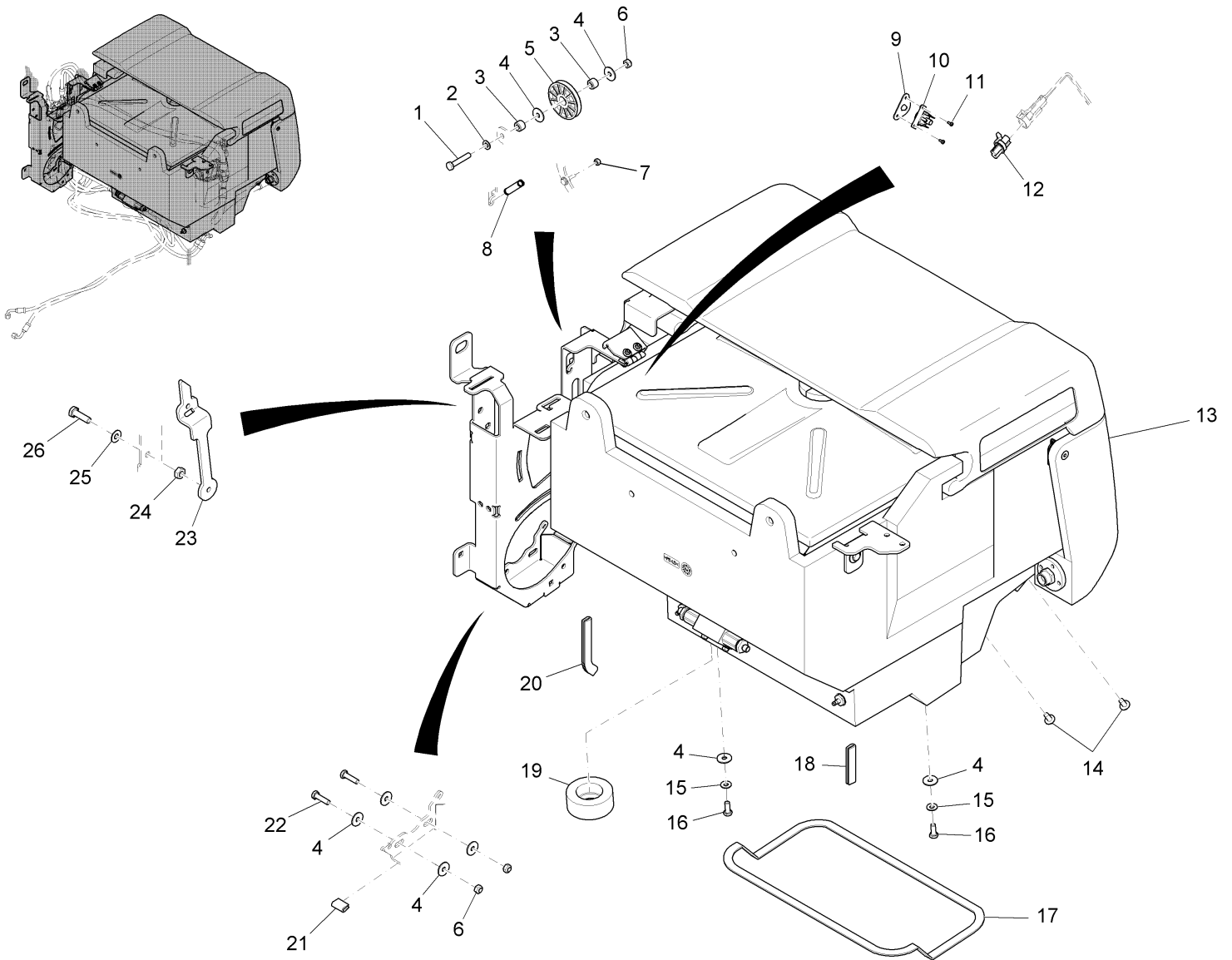
Main sweeper group part 3 (97088165-3)



Main sweeper group part 3 (97088165-3)

Item	Part number	Description	Qty.	Remarks
1	00903210	Knurled nut	8	
2	01111100	Strip	2	
3	00681570	Edge protection	400mm	
4	00711670	Hose	1	
5	01111090	Broom apron	2	
6	01111070	Sealing strip 1 rear	1	
7	01111210	Sheet metal	3	
8	01160920	Detent edged washer	6	
9	00051520	Hexagon nut	26	
10	00154070	Hex.bolt	6	
11	00135120	Washer	12	
12	01111080	Strip	1	
13	01111060	Sealing strip 2 rear	1	
14	01111170	Side plate L.H.	1	
15	00053750	Washer	3	
16	00968190	Toggle	2	
17	00053840	Spring washer	2	
18	00053730	Washer	12	
19	01111220	Sheet metal	1	
20	01111230	Broom apron front	1	
21	00051550	Hex.bolt	1	
22	01111140	Slide bearing bush	2	
23	01050160	Hex. Nut	2	
24	01111050	Pedal	1	
25	00051500	Hexagon nut	1	
26	00151400	Bolt	1	
27	01111110	Threaded rod	1	
28	00053350	Hexagon nut	1	
29	00151440	Fork yoke	1	
30	00555310	Cotter pin	1	
31	01144660	toothed locked washer	4	
32	00042830	Grounding chain	1	

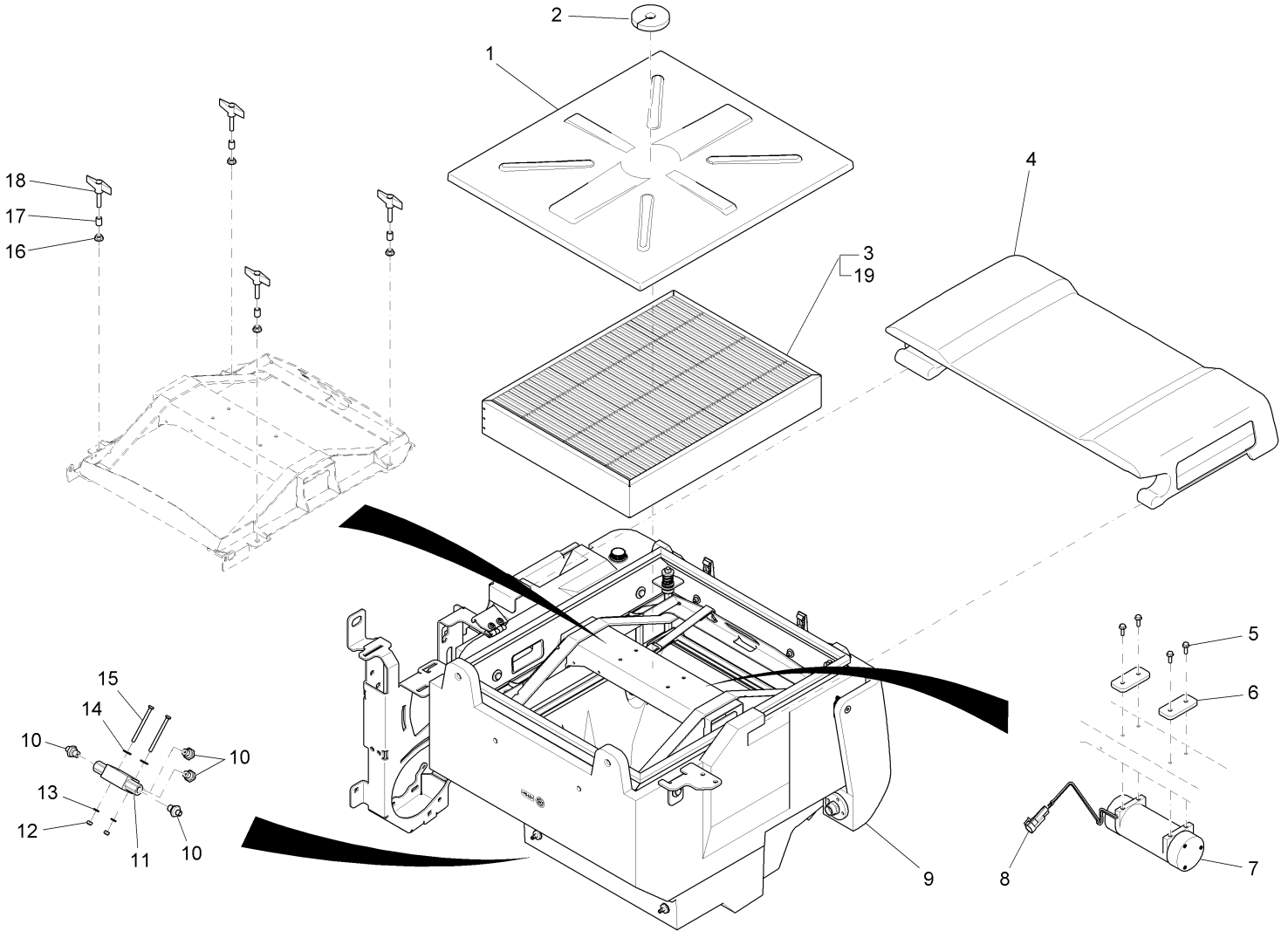
Dust suction B, part 1 (97095339-1)



Dust suction B, part 1 (97095339-1)

Item	Part number	Description	Qty.	Remarks
1	00041600	Hex.bolt	1	
2	00053750	Washer	1	
3	00974400	Bushing	2	
4	00042900	Washer	8	
5	00521270	Roller	1	
6	00051510	Hexagon nut	3	
7	00051520	Hexagon nut	1	
8	01110550	Tension spring	1	
9	01110560	Gasket	1	
10	01073410	Press switch	1	
11	01110570	Screw	2	
12	01132670	Bush bearing	1	
13	97097323	Tanks with filter system B	Page 54	
14	01006820	Lens flange screw	2	
15	00740090	Detent edged washer	2	
16	01201790	Hex.bolt	2	
17	01130200	Gasket	1	
18	00161240	Edge protection	80mm	
19	00742720	Seal	1	
20	00161240	Edge protection	120mm	
21	00161240	Edge protection	30mm	
22	00053110	Hexagon screw	2	
23	01110540	Mounting link	1	
24	01050160	Hex. Nut	1	
25	00740290	Detent edged washer	1	
26	00123690	Hex.bolt	1	

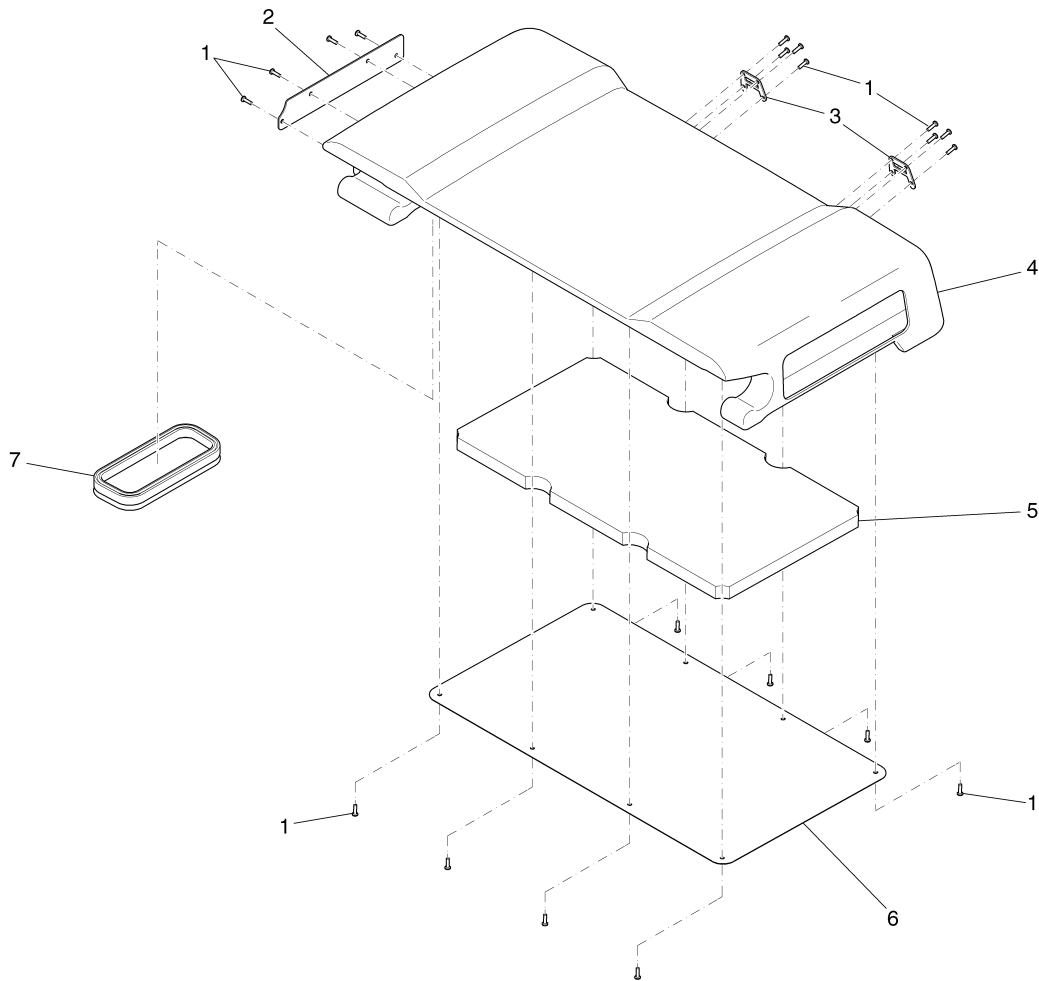
Tanks with filter system B (97097323)



Tanks with filter system B (97097323)

Item	Part number	Description	Qty.	Remarks
1	01110680	Filter cover	1	
2	01112260	Sealing washer	1	
3	01110660	Filter plate	1	
4	97091201	Filter case cover	Page	56
5	00959270	Hex.bolt	4	
6	01110690	Plate	2	
7	01112890	Shaker motor	1	
8	01092510	Connector housing	1	
9	97088199	Tanks cpl. B	Page	58
10	01111010	Straight screw connection	4	
11	01111000	Back-pressure valve	1	
12	00051520	Hexagon nut	2	
13	00053730	Washer	2	
14	00135120	Washer	2	
15	00526320	Hex.bolt	2	
16	01133210	Locknut	4	
17	01130170	Bush	4	
18	00905560	Wing	4	
19	01110010	Special plate filter	1	

Filter case cover (97091201)



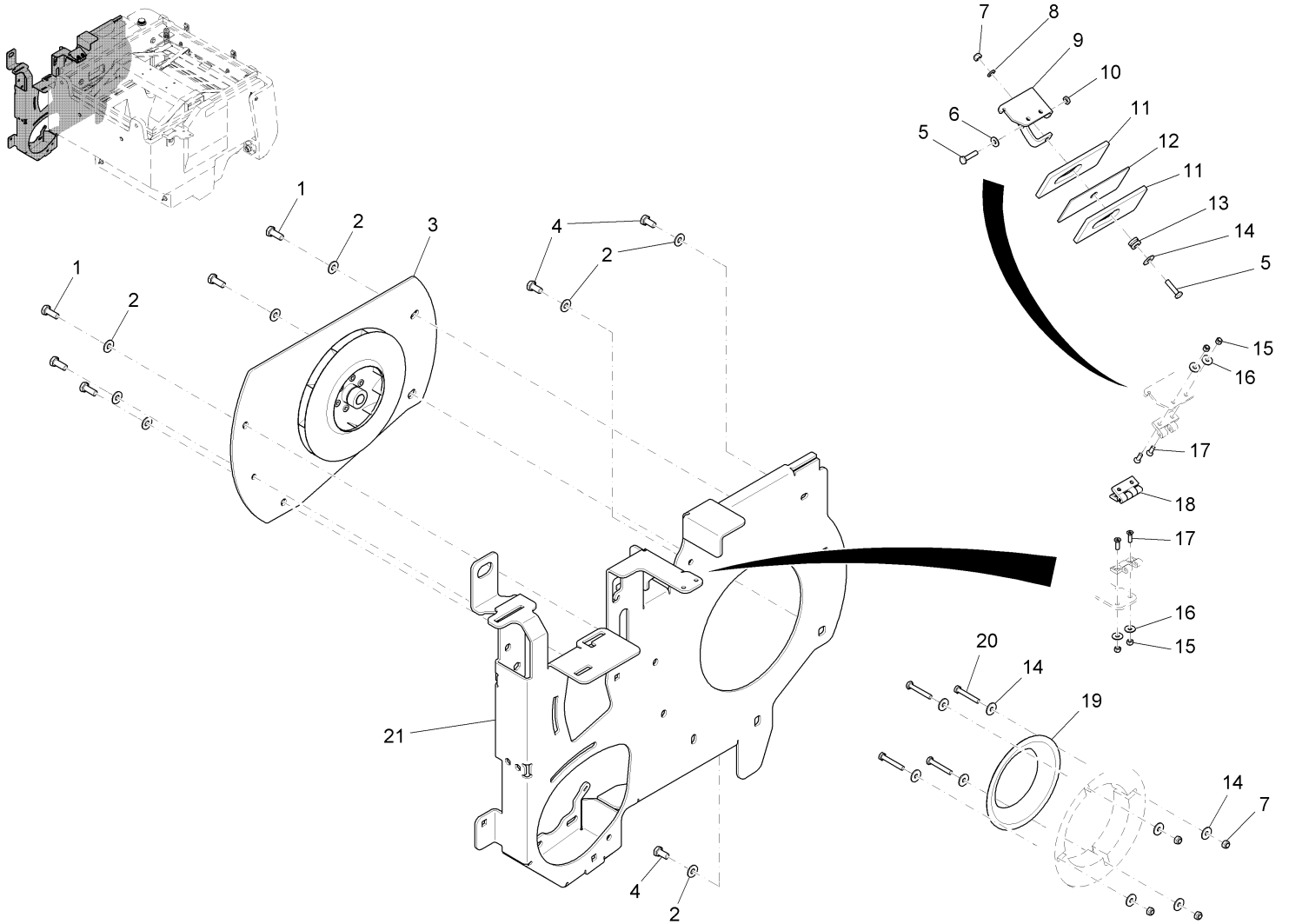
Filter case cover (97091201)

Item	Part number	Description	Qty.	Remarks
1	00961490	Self tapping screw	20	
2	01110980	Folding plate	1	
3	01110960	Lock sheet metal	2	
4	03007320	Filter box covering	1	
5	01110990	Insulation mat	1	
6	01110970	Floor panel	1	
7	01071770	Sealing profile	460mm	

Tanks cpl. B (97088199)

Assembly	Description	Page
97088199-1	Tanks cpl. B, part 1	59
97088199-2	Tanks cpl. B, part 2	64
97088199-3	Tanks cpl. B, part 3	66
97088199-4	Tanks cpl. B, part 4	70

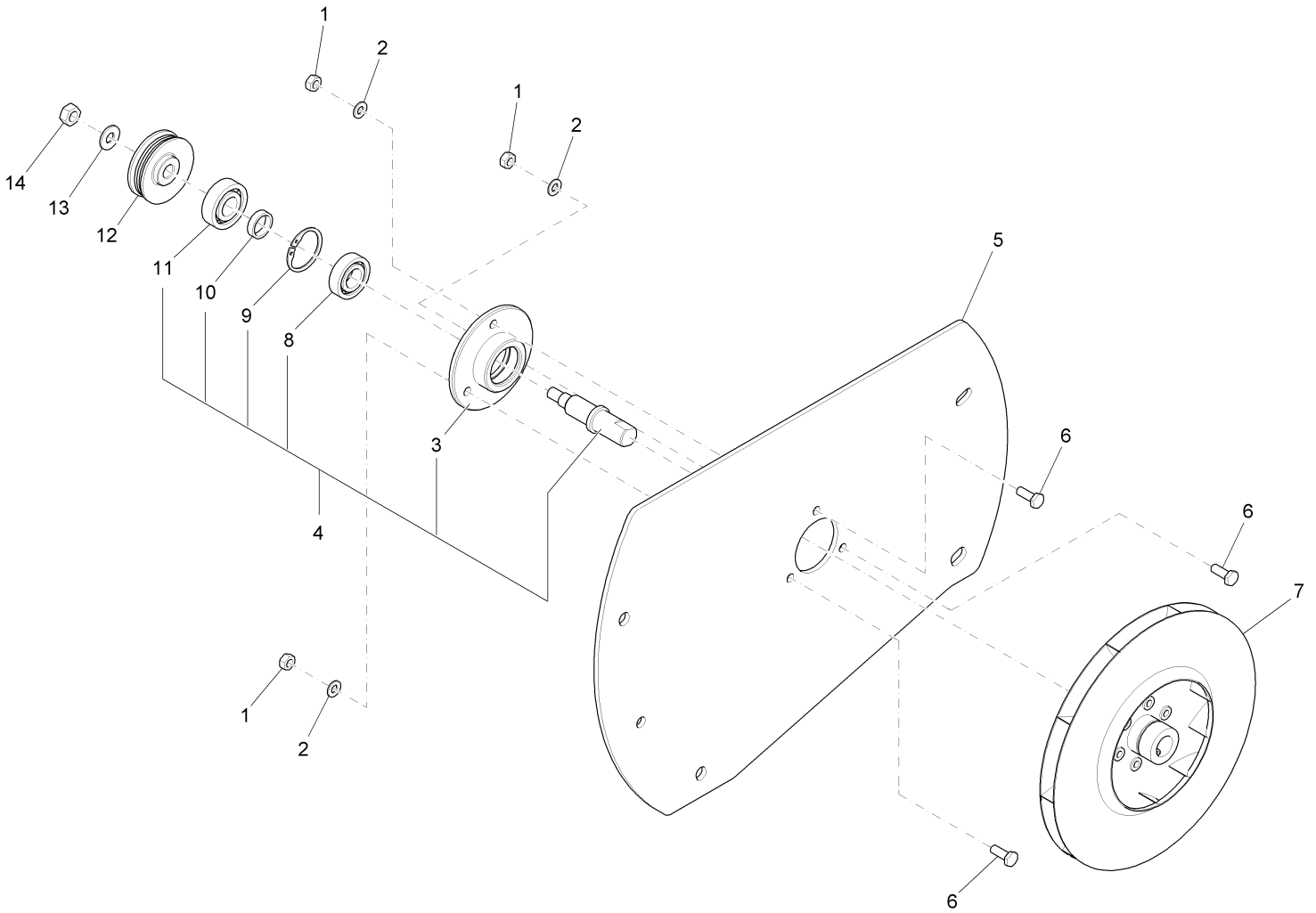
Tanks cpl. B, part 1 (97088199-1)



Tanks cpl. B, part 1 (97088199-1)

Item	Part number	Description	Qty.	Remarks
1	00053090	Hexagon screw	5	
2	00740090	Detent edged washer	8	
3	97093744	Fan bearing	Page	62
4	00053080	Hexagon screw	3	
5	00053030	Hexagon screw	2	
6	00730940	Detent edged washer	1	
7	00051520	Hexagon nut	5	
8	00053730	Washer	1	
9	01110710	Lever	1	
10	00135790	Hexagon nut	1	
11	01110730	Gasket	2	
12	01110720	Sheet metal	1	
13	00129850	Cable sleeve	1	
14	00135120	Washer	9	
15	00051340	Hexagon nut	4	
16	00555520	Washer	4	
17	01017650	Countersunk screw	4	
18	00029230	Hinge	1	
19	01110700	Nozzle	1	
20	00053050	Hex.bolt	4	
21	03007280	Bearing plate	1	

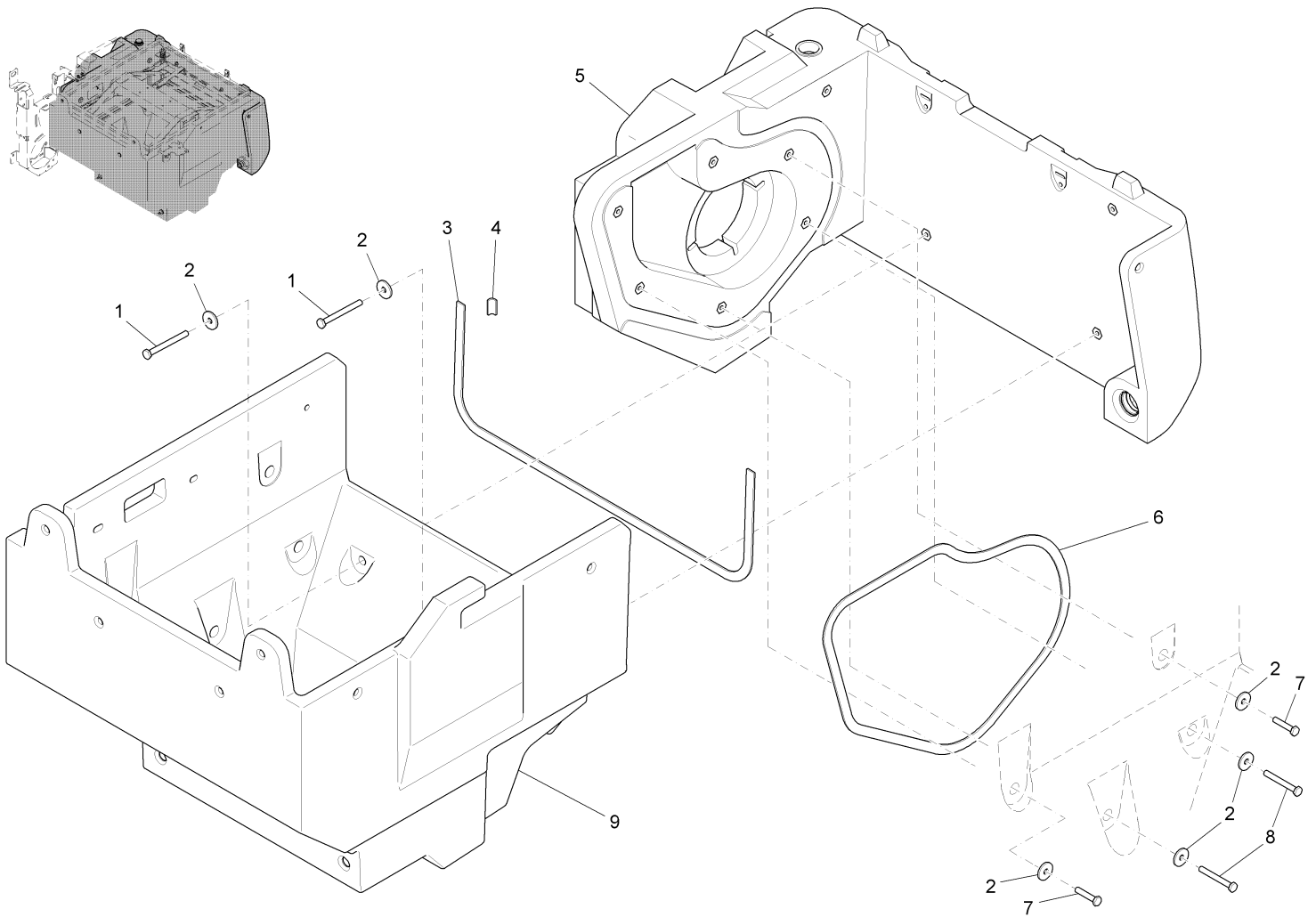
Fan bearing (97093744)



Fan bearing (97093744)

Item	Part number	Description	Qty.	Remarks
1	00053330	Hexagon nut	3	
2	00740280	Washer	3	
3	01131240	Bearing bush	1	Content of pos. 4
4	01131230	fan bearing	1	Shaft incl. pos.3,8,9,10,11
5	01110860	Intermediate plate	1	
6	00053010	Hex.bolt	3	
7	01110880	Fan wheel	1	
8	00706360	Deep groove ball bearing	1	Content of pos. 4
9	00126320	Retaining ring	1	Content of pos. 4
10	01131250	Distance tube	1	Content of pos. 4
11	00538360	Deep groove ball bearing	1	Content of pos. 4
12	01110870	Belt pulley	1	
13	00740090	Detent edged washer	1	
14	00022330	Hex. Nut	1	

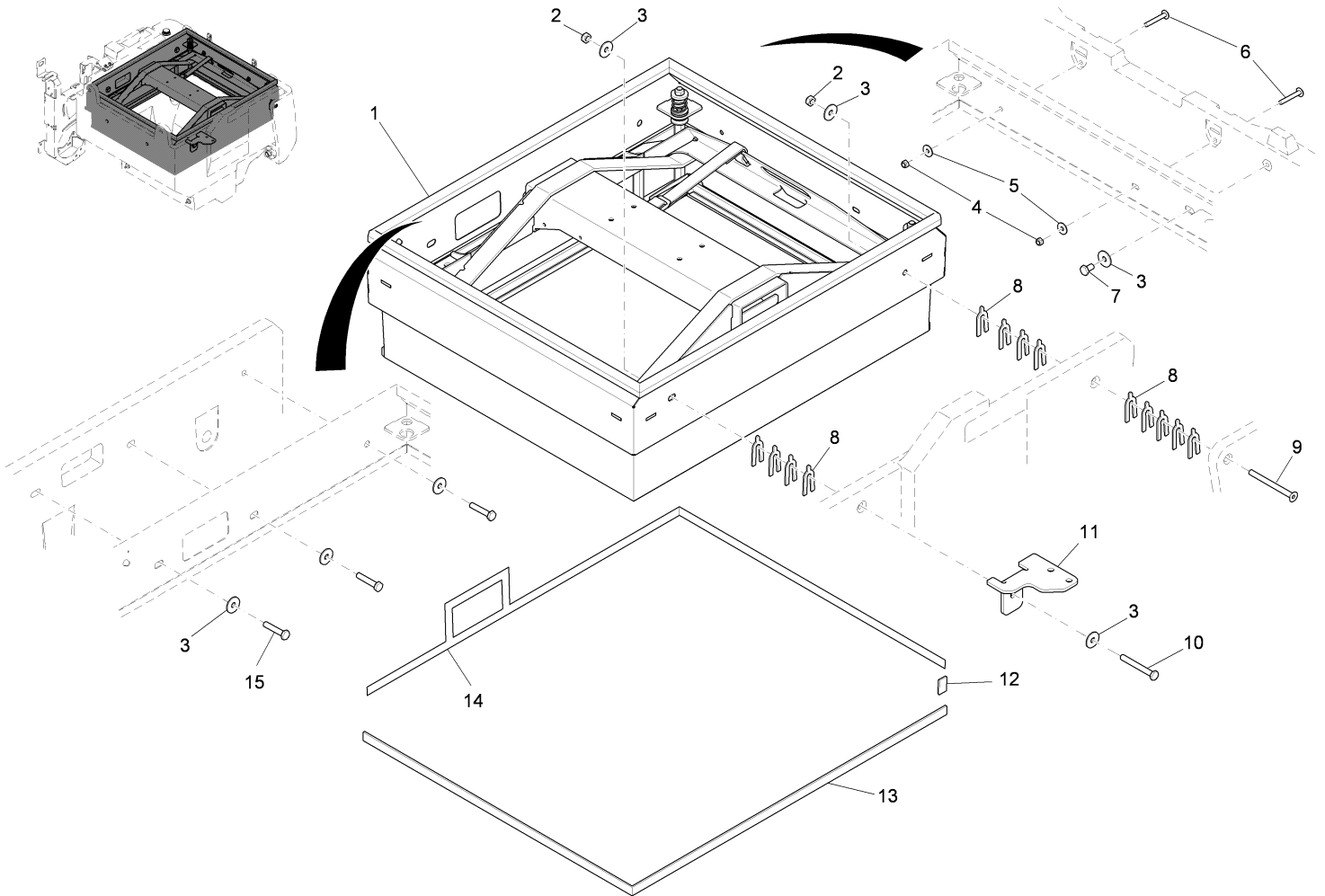
Tanks cpl. B, part 2 (97088199-2)



Tanks cpl. B, part 2 (97088199-2)

Item	Part number	Description	Qty.	Remarks
1	00020370	Hexagon screw	2	
2	00027070	Washer	6	
3	01110850	Sealing band	970mm	
4	01130200	Gasket	50mm	
5	03007270	Fan housing	1	
6	01110850	Sealing band	1387mm	
7	00133700	Hexagon screw	2	
8	01072300	Hexagon screw	2	
9	01113260	Housing B	1	

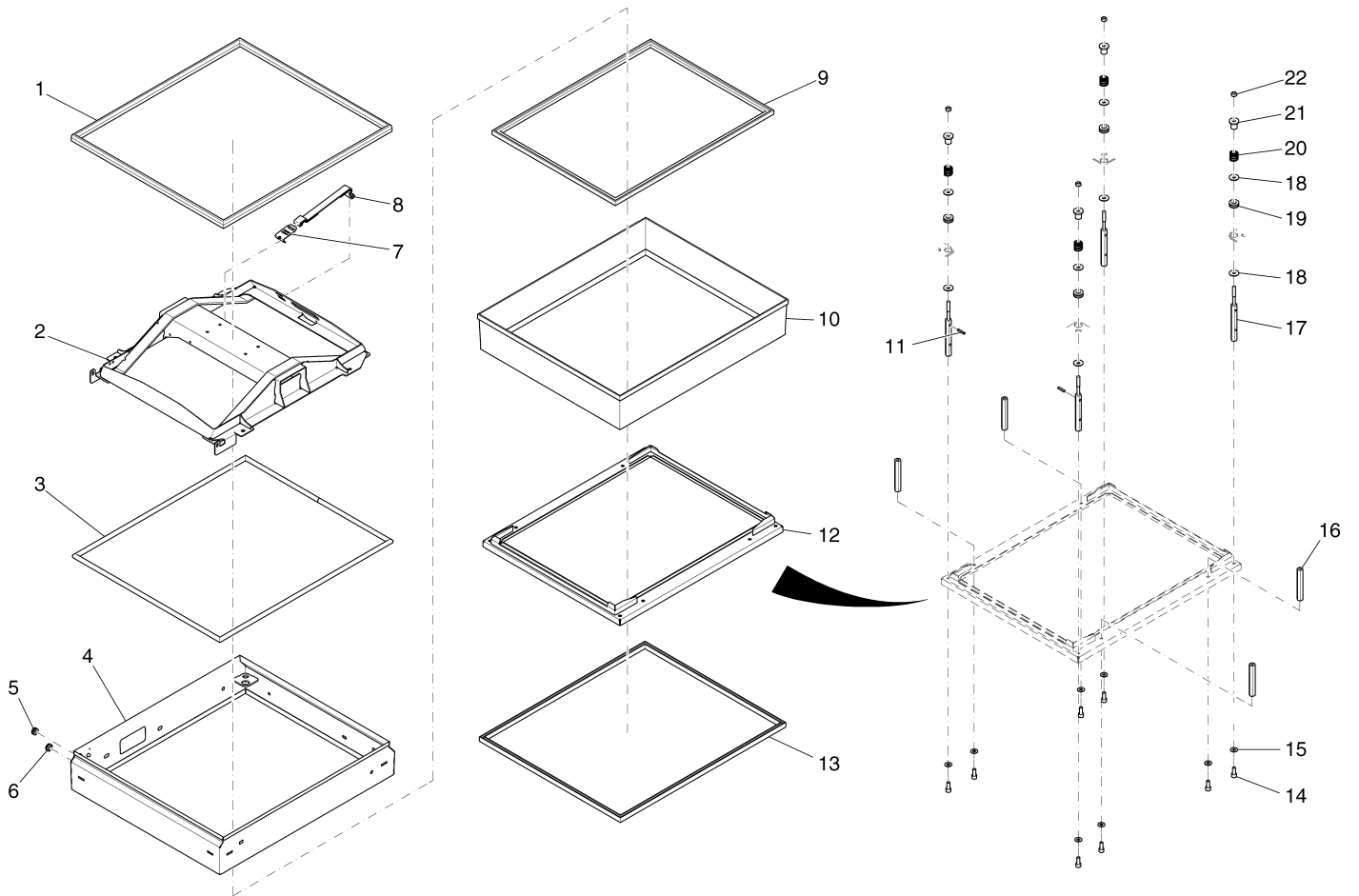
Tanks cpl. B, part 3 (97088199-3)



Tanks cpl. B, part 3 (97088199-3)

Item	Part number	Description	Qty.	Remarks
1	97088173	Filter system	Page	68
2	00051510	Hexagon nut	2	
3	00042900	Washer	7	
4	00051520	Hexagon nut	2	
5	00135120	Washer	11	
6	01110780	Lens flange screw	2	
7	00536320	Hex.bolt	1	
8	01131490	Sheet metal	13	
9	01110790	Countersunk screw	1	
10	01072300	Hexagon screw	1	
11	01110750	Retainer	1	
12	01110850	Sealing band	50mm	
13	01110850	Sealing band	1205mm	
14	00420290	Gasket Tesamoll	1450mm	
15	00133700	Hexagon screw	3	

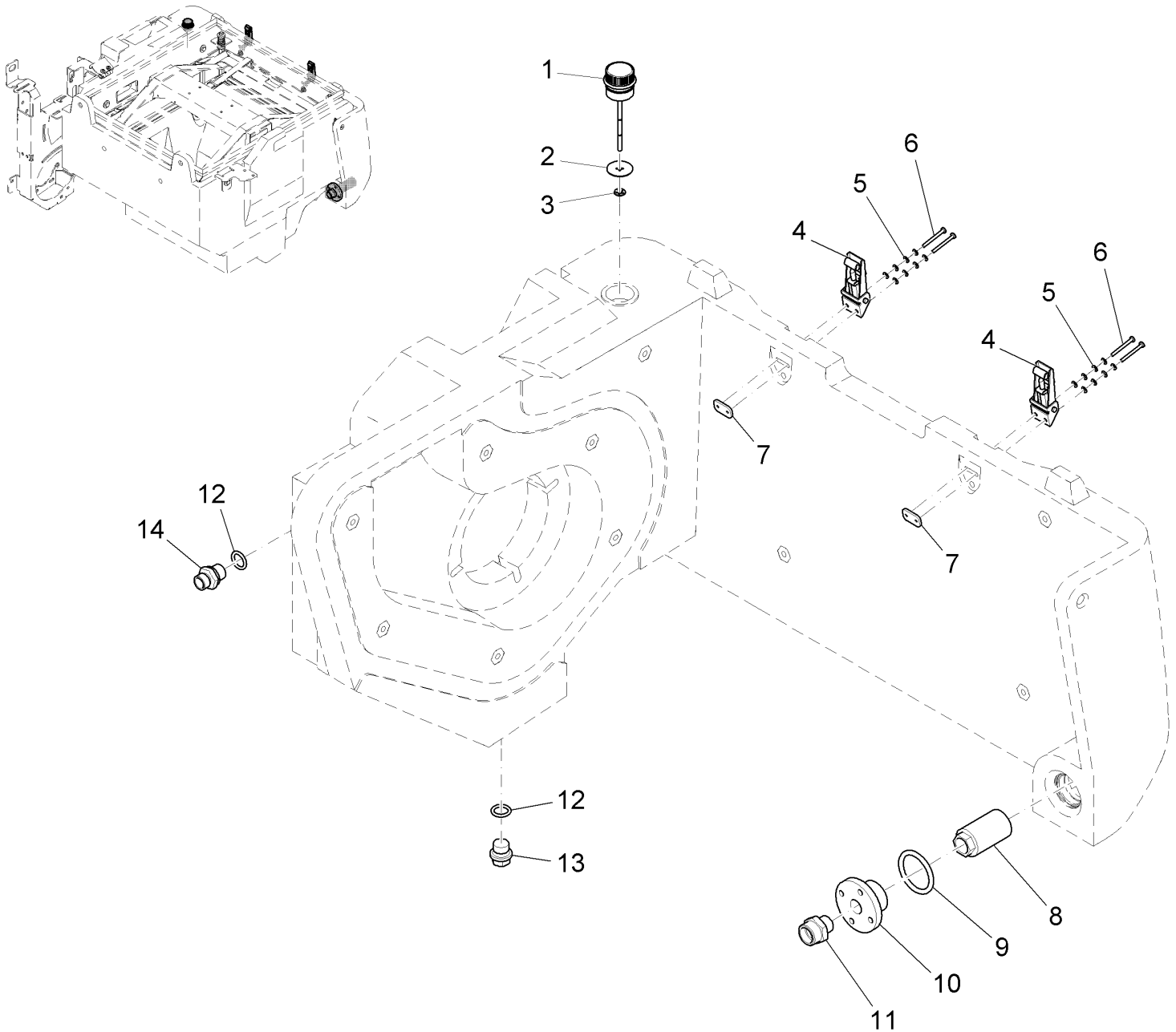
Filter system (97088173)



Filter system (97088173)

Item	Part number	Description	Qty.	Remarks
1	00800100	Edge protection	2314mm	
2	03007310	Tentering frame	1	
3	01110930	Foam rubber	2330mm	
4	03007290	Frame	1	
5	00740360	Cable sleeve	1	
6	01112270	Bushing	1	
7	03001660	Hook	1	
8	01110940	Tension band	1	
9	01110920	Foam rubber	2040mm	
10	01110900	Filter	1	
11	00045620	Dowel pin	2	
12	03007300	Angle frame	1	
13	00161240	Edge protection	2240mm	
14	00045540	Cylinder head screw	8	
15	00740090	Detent edged washer	8	
16	01110890	Hexagon	4	
17	01131120	Hexagon	4	
18	00042900	Washer	8	
19	00027190	Cable sleeve	4	
20	01110950	Cyl.compression spring	4	
21	01131100	Bolt	4	
22	00051510	Hexagon nut	4	

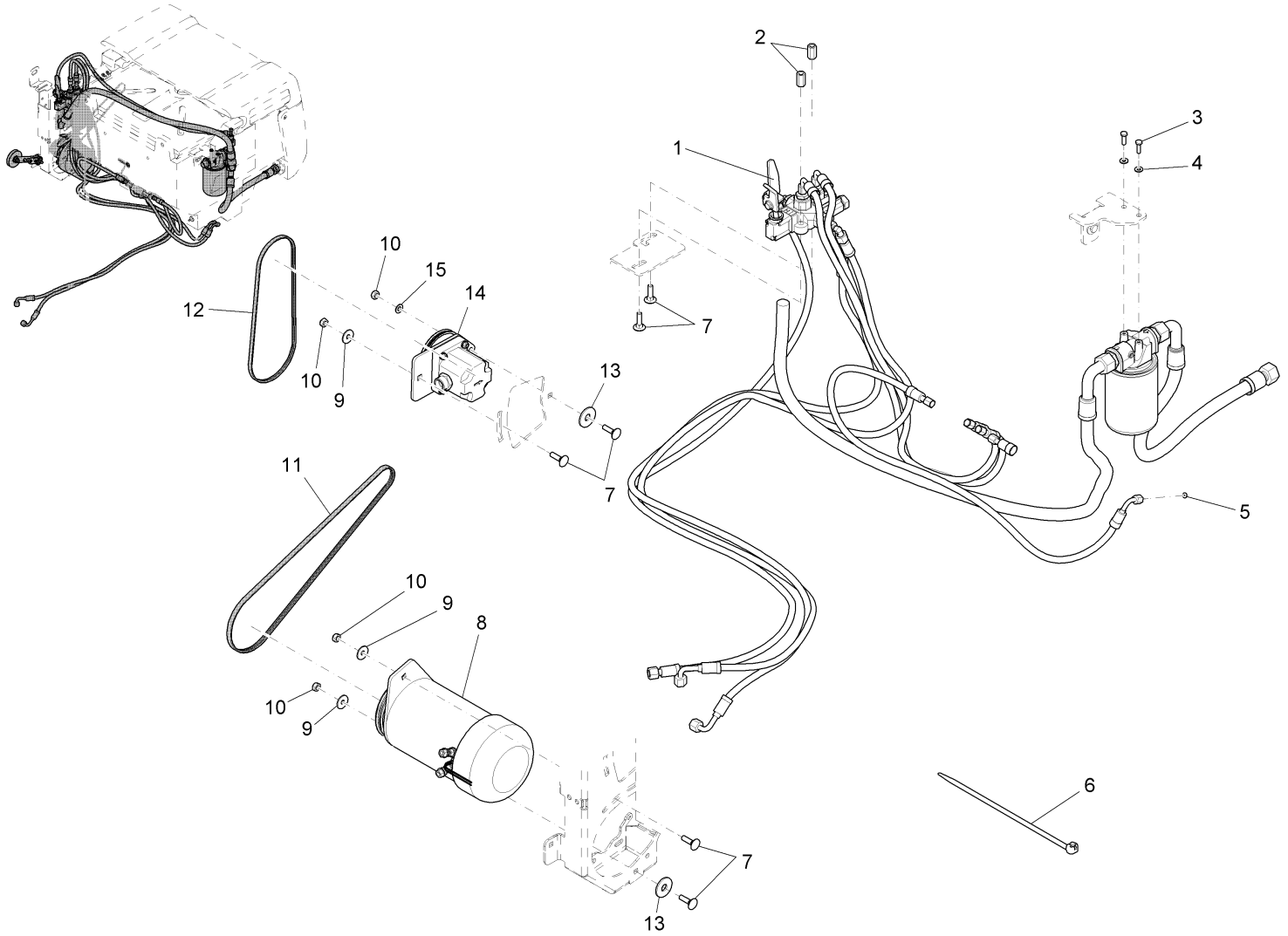
Tanks cpl. B, part 4 (97088199-4)



Tanks cpl. B, part 4 (97088199-4)

Item	Part number	Description	Qty.	Remarks
1	01112900	Oil dipstick B	1	
2	01110810	Dip stick	1	
3	01110800	Retaining washer, high grade steel	1	
4	00856200	Lock	2	
5	00553740	Washer	16	
6	01110770	Screw	4	
7	01112280	Mounting sheet	2	
8	01132000	Intake filter	1	
9	01132010	O-ring, black	1	
10	01110830	Flange	1	
11	01110840	Straight screw connection	1	
12	01110760	O-ring oil and fuel	2	
13	00077890	Screw plug	1	
14	01015680	Straight screw connection	1	

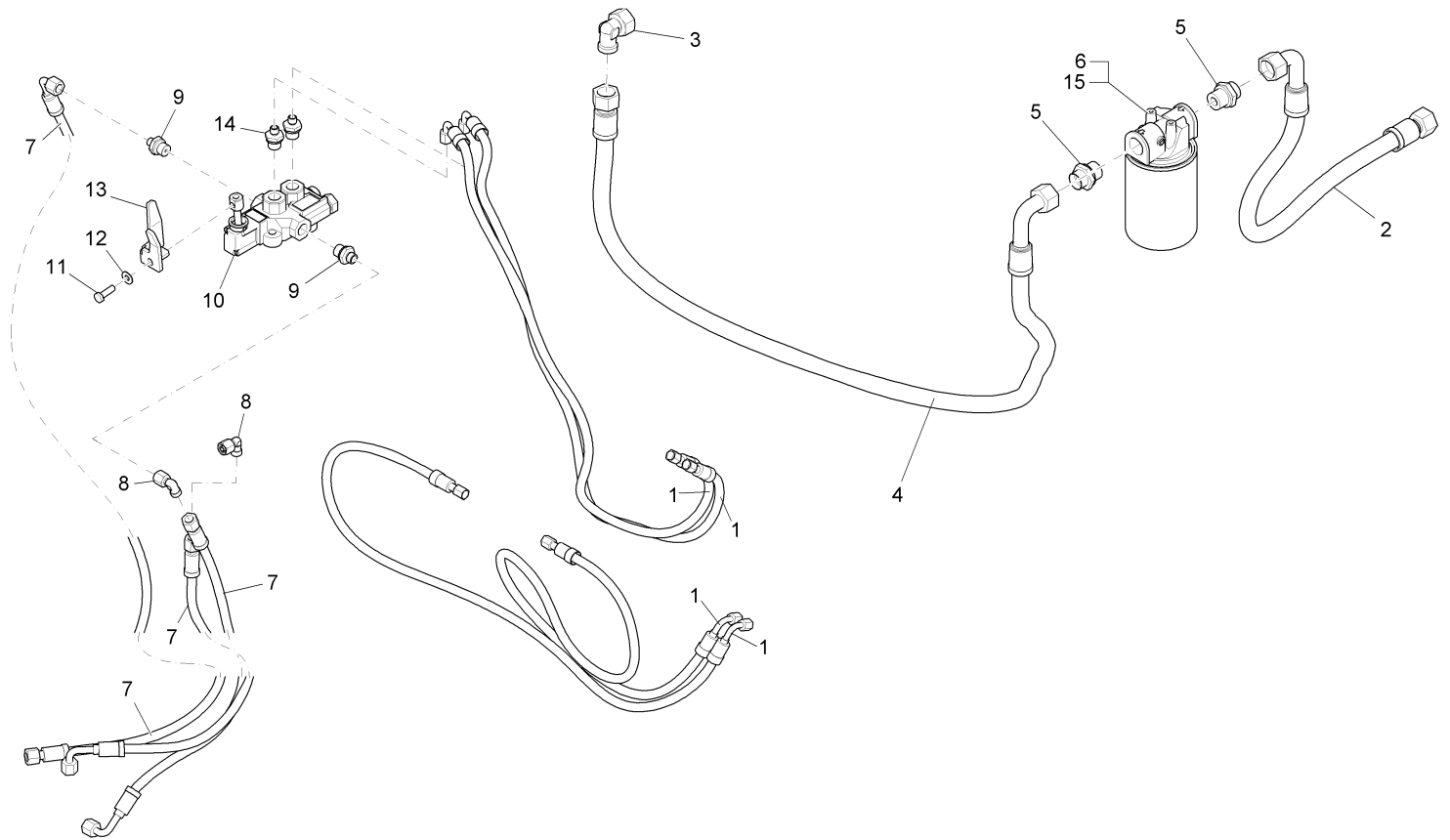
Dust suction B, part 2 (97095339-2)



Dust suction B, part 2 (97095339-2)

Item	Part number	Description	Qty.	Remarks
1	97097315	Hydraulic dust suction B	Page	74
2	00744340	Hex. Nut	2	
3	00053020	Hexagon screw	2	
4	00730940	Detent edged washer	2	
5	01110530	Screen	1	
6	00967760	Cable tie	16	
7	00864520	Screw	6	
8	97097331	Central motor	Page	76
9	00042900	Washer	3	
10	00051510	Hexagon nut	4	
11	01112630	V-ribbed belt	1	
12	01112640	V-ribbed belt	1	
13	00132610	Washer	2	
14	97093587	Gear pump	Page	78
15	00053750	Washer	1	

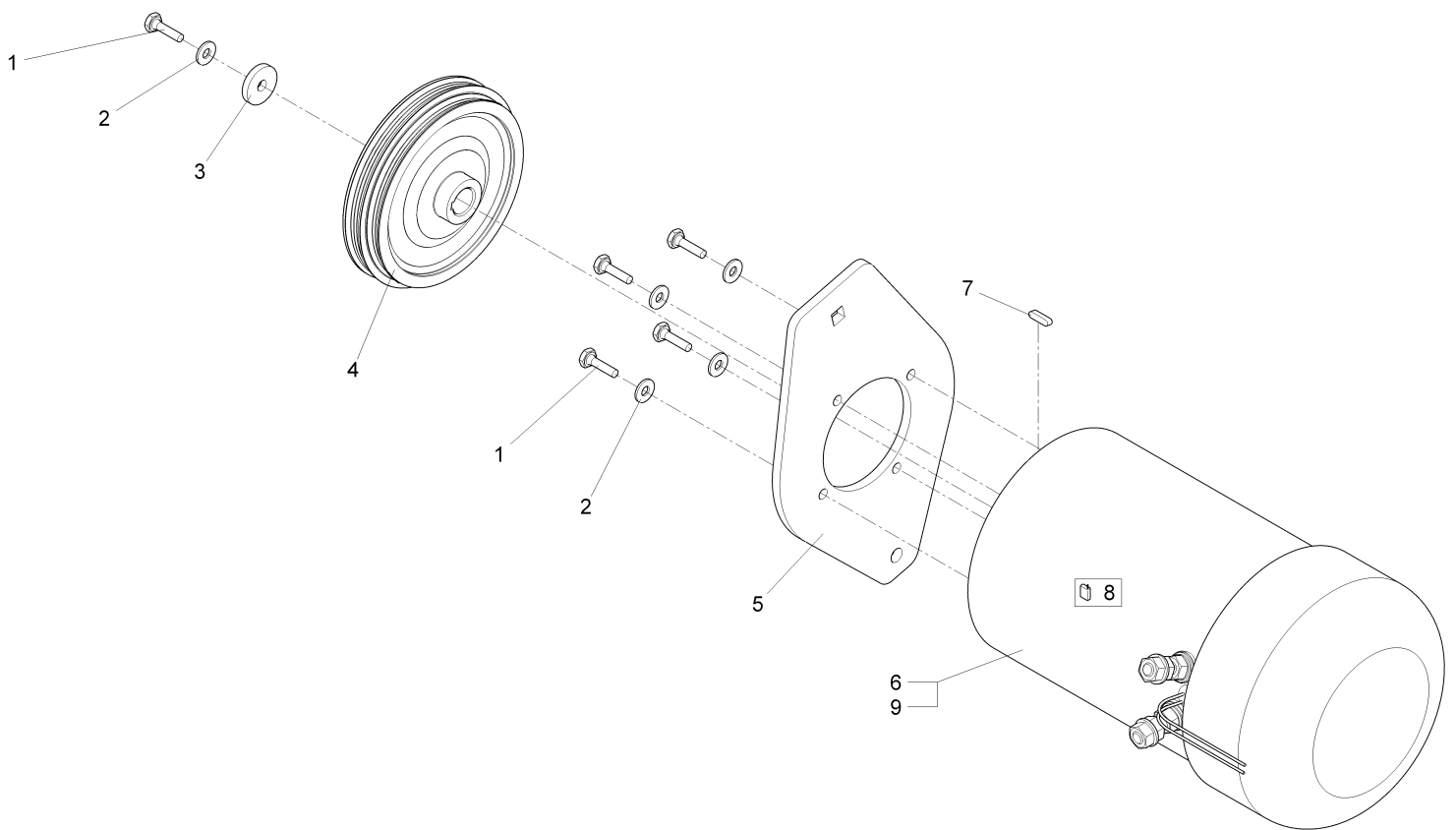
Hydraulic dust suction B (97097315)



Hydraulic dust suction B (97097315)

Item	Part number	Description	Qty.	Remarks
1	01110580	Hose	4	
2	01113270	Hose	1	
3	01063090	Screw connection-W	1	
4	01110600	Hose	1	
5	01133550	Straight screw connection	2	
6	01133510	suction filter	1	
7	01110240	Hose	3	
8	01013020	Adjustment angle screw connection	2	
9	01015680	Straight screw connection	1	
10	01091950	Multi-way valve	1	
11	00053100	Hexagon screw	1	
12	00740090	Detent edged washer	1	
13	01110620	Angle	1	
14	01110610	Straight screw connection	2	
15	01133520	filter cartridge	1	

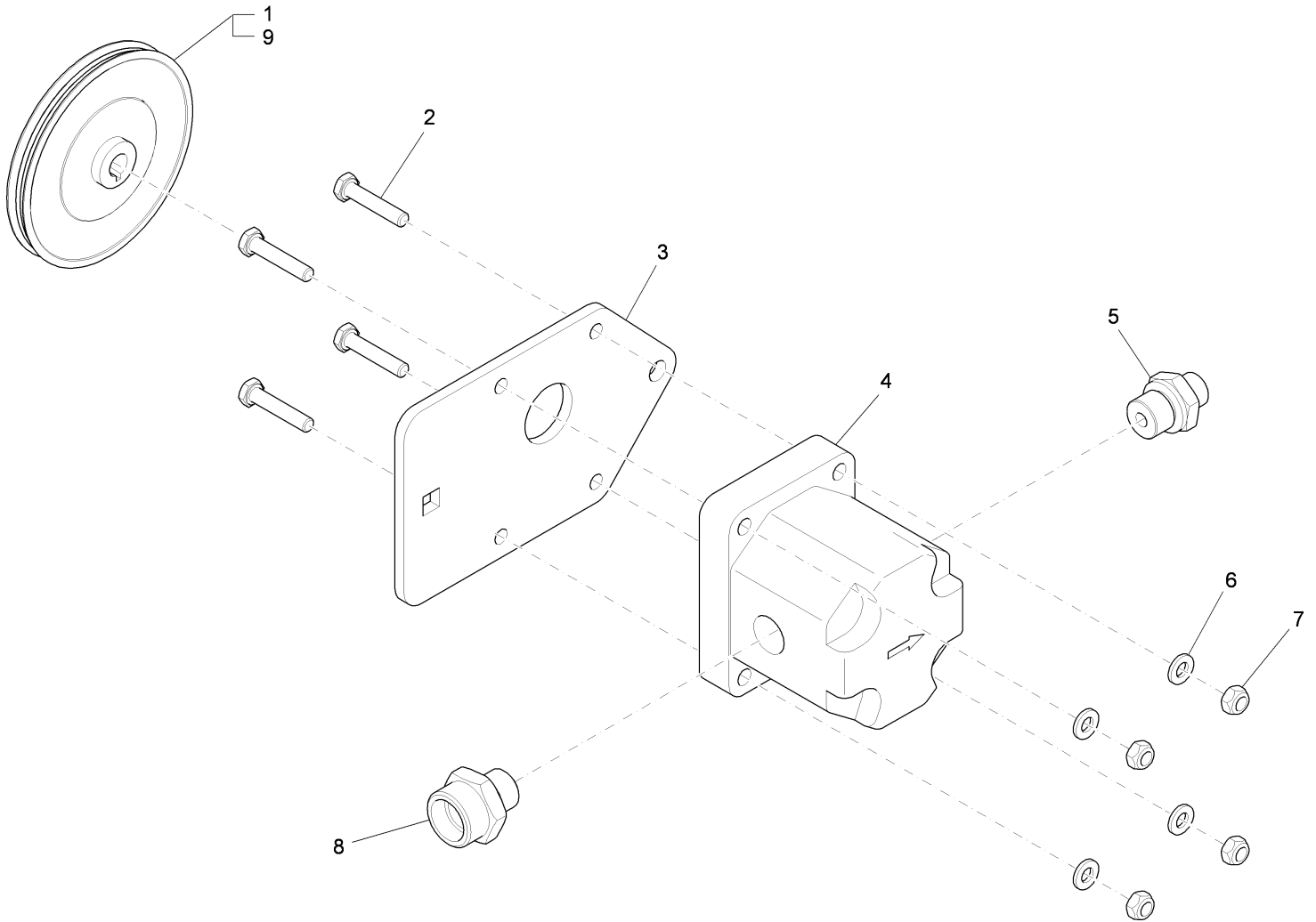
Central motor (97097331)



Central motor (97097331)

Item	Part number	Description	Qty.	Remarks
1	00053020	Hexagon screw	5	
2	00730940	Detent edged washer	5	
3	00874340	Washer	1	
4	01113290	Belt pulley B	1	
5	01112770	Retainer E-motor	1	
6	01133130	Engine	1	
7	00054260	Feather key	1	
8	01058650	Carbon brush	4	
9	01131140	Handle	1	

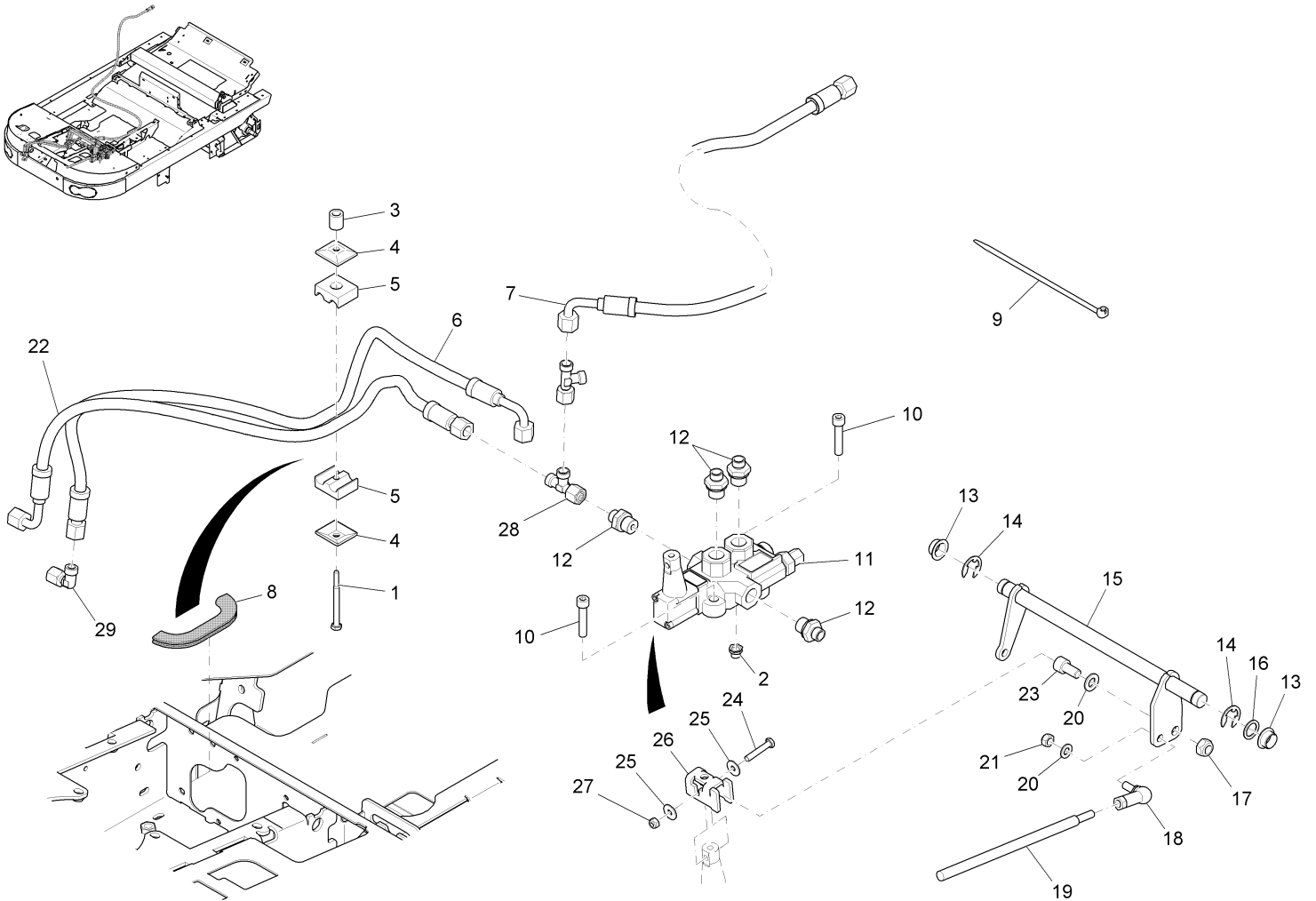
Gear pump (97093587)



Gear pump (97093587)

Item	Part number	Description	Qty.	Remarks
1	01110310	Belt pulley	1	until appr. jan. 2008; for this idler the hydraulic motor 01110490 must be mounted at the side brushes!
2	00053040	Hex.bolt	4	
3	01110290	Retainer	1	
4	01110300	Hydraulic pump	1	
5	01015680	Straight screw connection	1	
6	00053730	Washer	4	
7	00051520	Hexagon nut	4	
8	01132040	Straight screw connection	1	
9	01113670	Belt pulley	1	from appr. febr. 2008; for this idler the hydraulic motor 01113680 must be mounted at the side brushes!

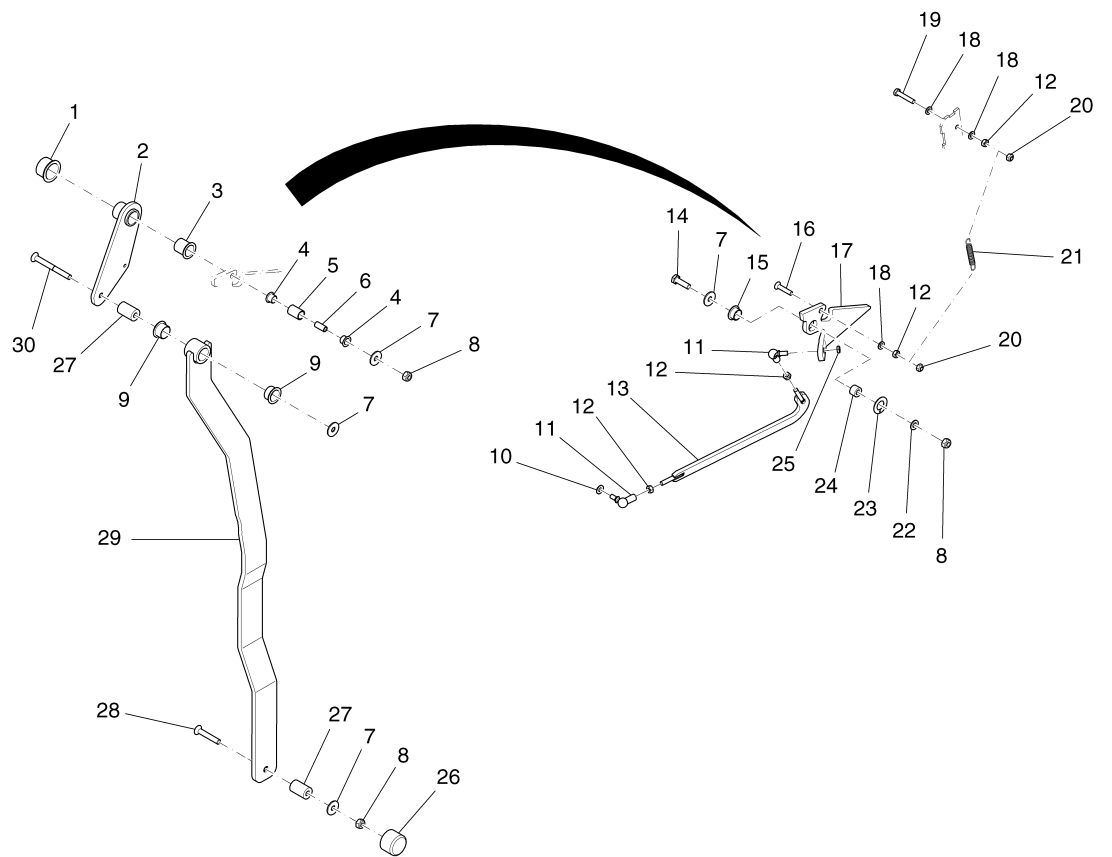
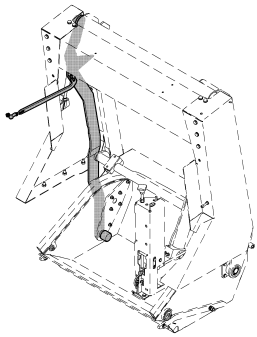
Hydraulic B (99630033BT150)



Hydraulic B (99630033BT150)

Item	Part number	Description	Qty.	Remarks
1	00155200	Hex.bolt	1	
2	01130110	Nut	1	
3	00073950	Pipe	1	
4	01143850	Cover plate	2	
5	01143840	pair of clamping	1	
6	01110220	Hose	1	
7	01110240	Hose	1	
8	00161240	Edge protection	120mm	
9	00967760	Cable tie	1	
10	00126390	Cylinder head screw	2	
11	01110280	Directional control valve	1	
12	01015680	Straight screw connection	4	
13	01055290	Plain bearing bush	2	
14	00059490	Thrust washer	2	
15	01110150	Operating shaft	1	
16	00077460	Supporting ring	1	
17	00051500	Hexagon nut	1	
18	01133950	Hinged joint	1	
19	01110210	Rod	1	
20	00053750	Washer	2	
21	00051510	Hexagon nut	1	
22	01110230	Hose	1	
23	00108590	Socket head screw	1	
24	00053290	Hexagon screw	1	
25	00135120	Washer	2	
26	01131830	plate	1	
27	00051520	Hexagon nut	1	
28	01012730	Screw connection - L	1	
29	01013020	Adjustment angle screw connection	1	

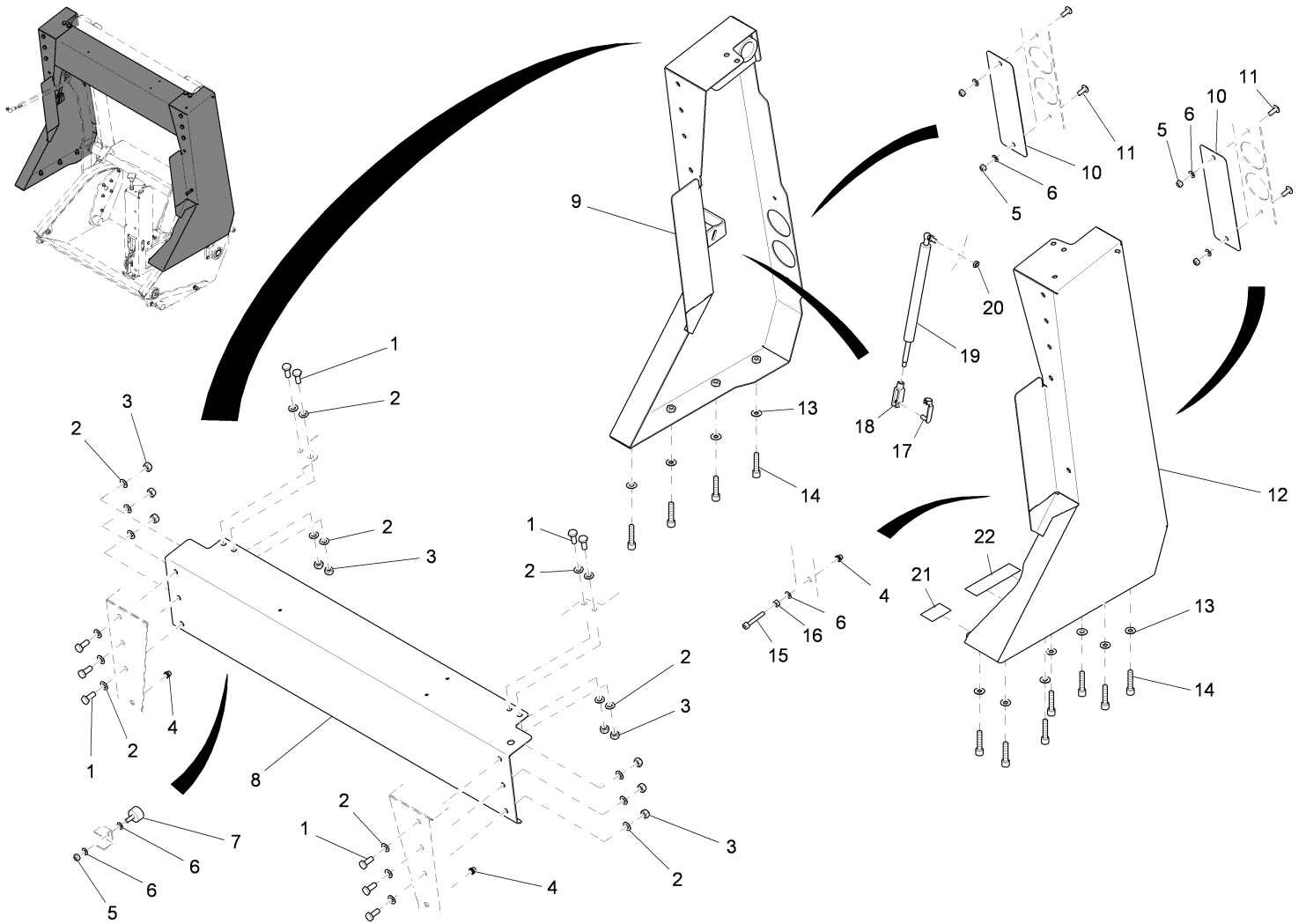
High lift dumping part 1 (97088207-1)



High lift dumping part 1 (97088207-1)

Item	Part number	Description	Qty.	Remarks
1	01111750	Slide bearing bush	1	
2	01111550	Truss	1	
3	01111740	Slide bearing bush	1	
4	01058400	Plain bearing bush	2	
5	01111620	Bushing	1	
6	01111630	Bushing	1	
7	00046520	Washer	4	
8	01145160	Hexagon nut	3	
9	00740200	Plain bearing bush	2	
10	00740090	Detent edged washer	1	
11	00527690	Angle joint	2	
12	00053350	Hexagon nut	4	
13	01111780	Bracket	1	
14	00123690	Hex.bolt	1	
15	01130470	Slide bearing bush	1	
16	00903480	Countersunk screw	1	
17	01111680	Handle	1	
18	00053750	Washer	3	
19	00041600	Hex.bolt	1	
20	00051510	Hexagon nut	2	
21	00705310	Tension spring	1	
22	00053760	Washer	1	
23	01133780	Starting disk	1	
24	01111610	Bushing	1	
25	00046500	Hex. Nut	1	
26	01111760	Cap	1	
27	01111600	Bushing	2	
28	01078140	Countersunk screw	1	
29	03007470	Truss	1	
30	01111710	Countersunk screw	1	

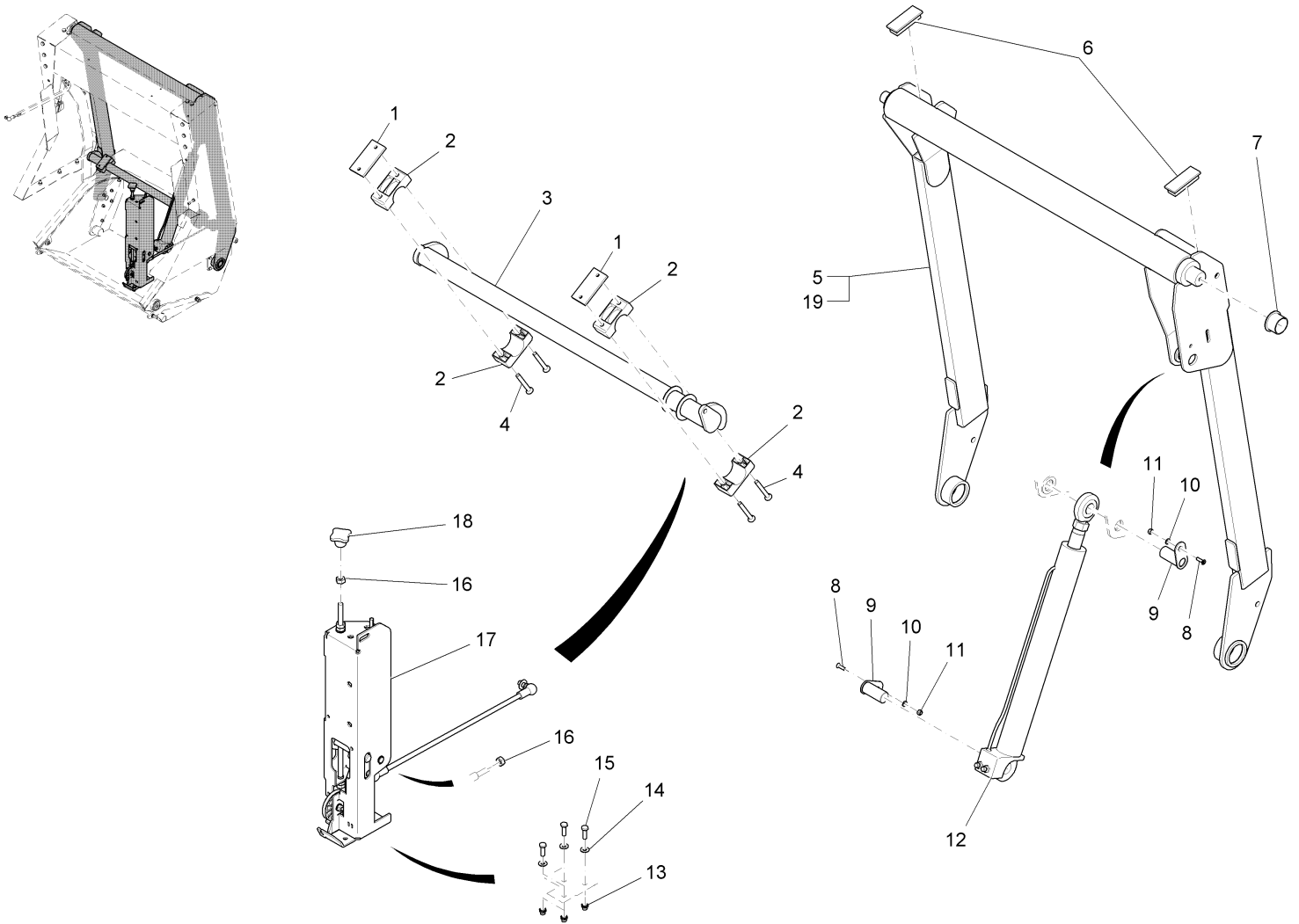
High lift dumping part 2 (97088207-2)



High lift dumping part 2 (97088207-2)

Item	Part number	Description	Qty.	Remarks
1	00053310	Hexagon screw	10	
2	00053760	Washer	20	
3	01145160	Hexagon nut	10	
4	01130110	Nut	3	
5	00051510	Hexagon nut	5	
6	00053750	Washer	7	
7	00538440	Buffer	1	
8	03007450	Cross brace	1	
9	03007440	Support R.H.	1	
10	01111690	Screen	2	
11	01000670	Lens flange screw	4	
12	03007430	Support L.H.	1	
13	00740290	Detent edged washer	10	
14	00125430	Cylinder head screw	10	
15	01015330	Cylinder head screw	1	
16	00053350	Hexagon nut	1	
17	00706030	Bolt	1	
18	00027110	Fork yoke	1	
19	01111640	Gas-pressurized spring	1	
20	00046500	Hex. Nut	1	
21	XXXXXXXX	no part-No. til yet	1	90551821 Adjustment plate
22	XXXXXXXX	no part-No. til yet	1	90551813 Adjustment plate

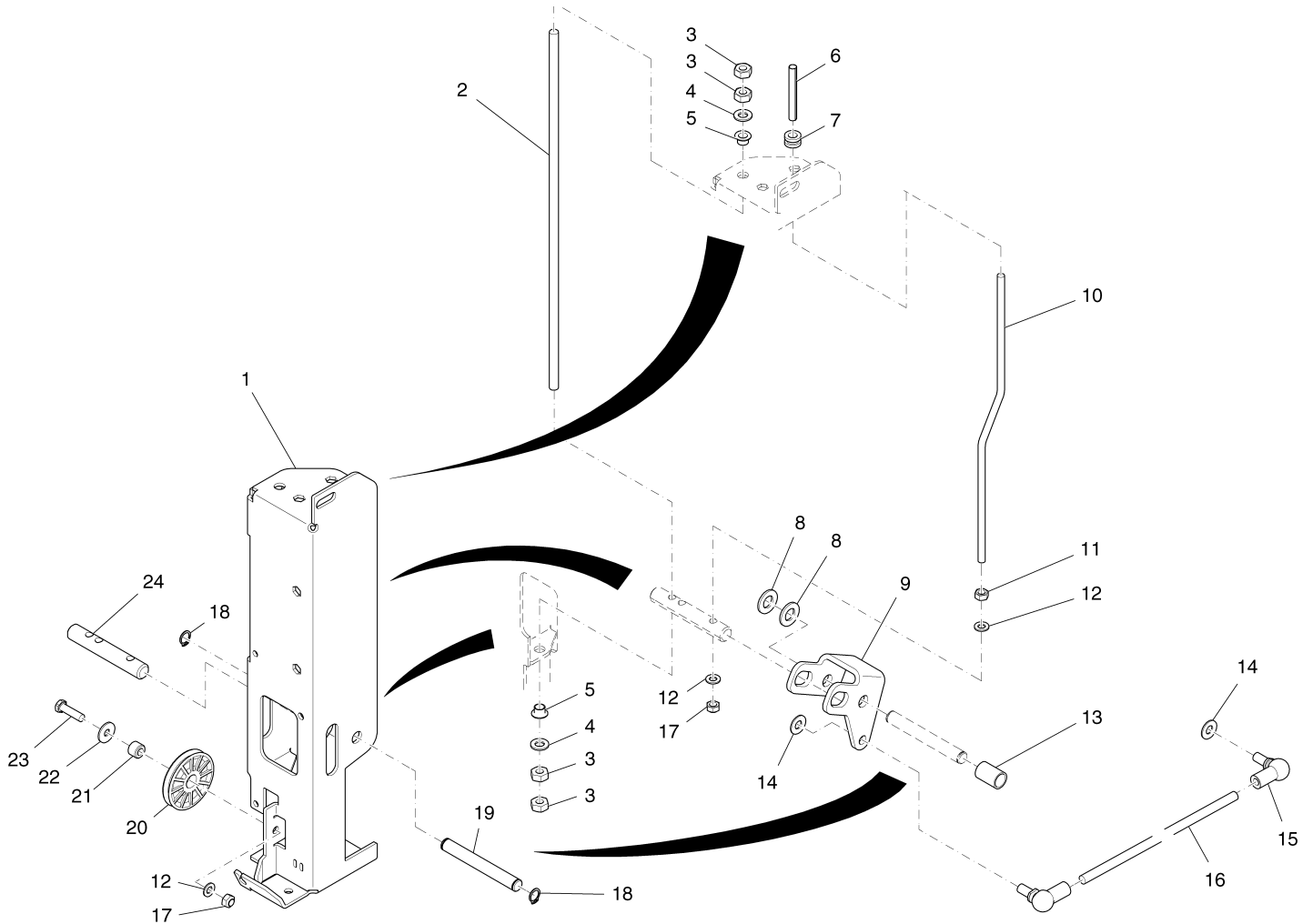
High lift dumping part 3 (97088207-3)



High lift dumping part 3 (97088207-3)

Item	Part number	Description	Qty.	Remarks
1	01111040	Thread base plate	2	
2	01130610	Bearing	4	
3	01111590	Pipe	1	
4	01130550	Countersunk screw	4	
5	03007460	Support	1	until approx.febr. 2008
6	01111770	Rectangle plug	2	
7	01111750	Slide bearing bush	2	
8	00021310	Countersunk screw	2	
9	00740650	Socket pin	2	
10	00053730	Washer	2	
11	00051520	Hexagon nut	2	
12	00392250	Hydraulic cylinder	1	
13	01130110	Nut	3	
14	00740090	Detent edged washer	3	
15	00053100	Hexagon screw	3	
16	00053360	Hexagon nut	2	
17	97090450	Automatic broom-hopper adaption	Page	88
18	01179360	Star handle yellow	1	
19	03009230	Support	1	from approx.march 2008

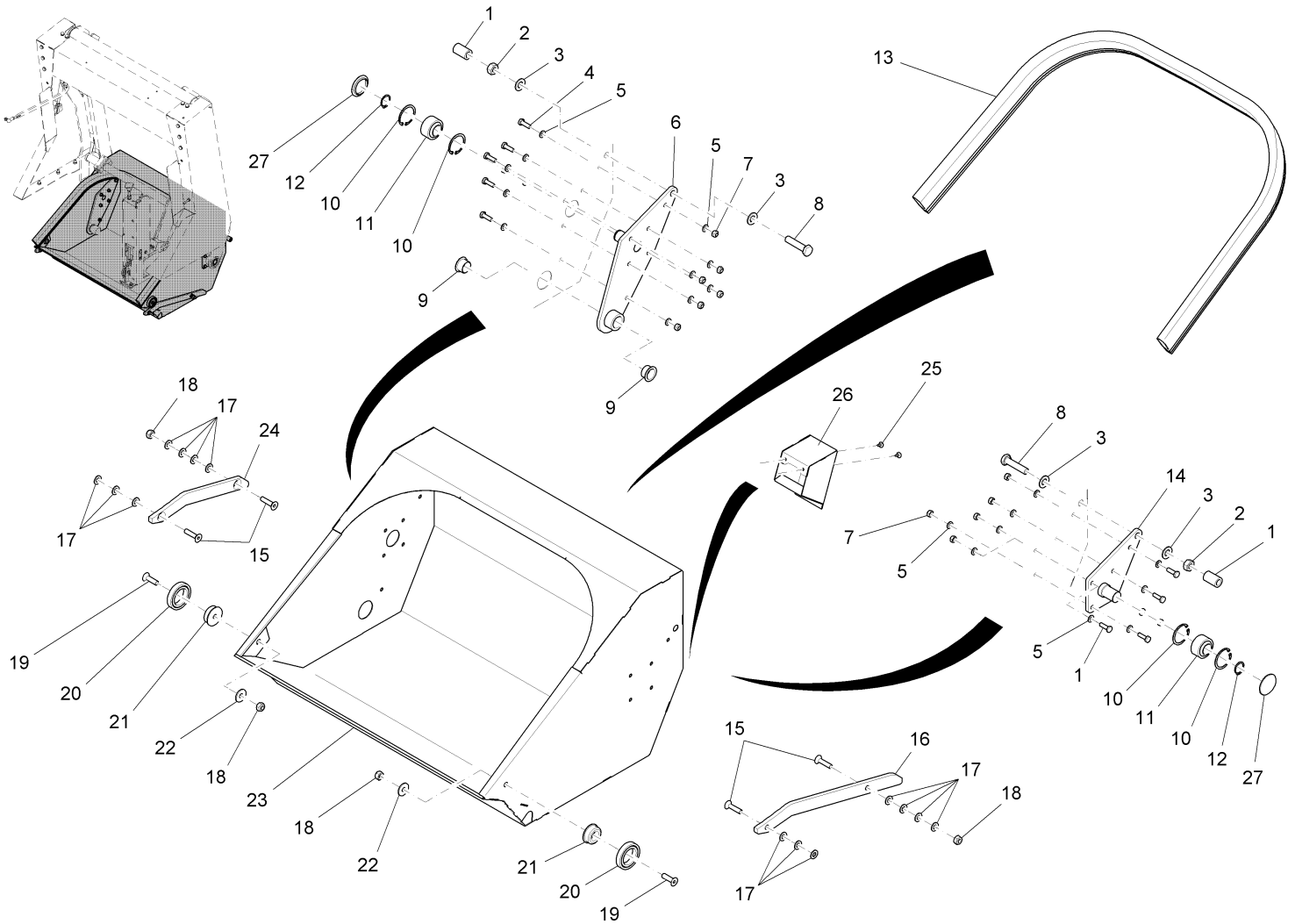
Automatic broom-hopper adaption (97090450)



Automatic broom-hopper adaption (97090450)

Item	Part number	Description	Qty.	Remarks
1	01111800	Retainer	1	
2	01111840	Threaded bolt	1	
3	00053360	Hexagon nut	4	
4	00053760	Washer	2	
5	01130590	Bush	2	
6	01111880	Decal ABBA	1	
7	00555430	Cable sleeve	1	
8	00053780	Washer	2	
9	01111830	Lever	1	
10	01111850	Rod	1	
11	00053350	Hexagon nut	1	
12	00053750	Washer	3	
13	01111860	Sleeve	1	
14	00740290	Detent edged washer	2	
15	00527700	Angle joint	2	
16	01111810	Threaded bolt	1	
17	00051510	Hexagon nut	2	
18	00022440	Retaining ring	2	
19	01111870	Bolt	1	
20	00521270	Roller	1	
21	00974400	Bushing	1	
22	00902280	Washer	1	
23	00053110	Hexagon screw	1	
24	01111820	Bolt	1	

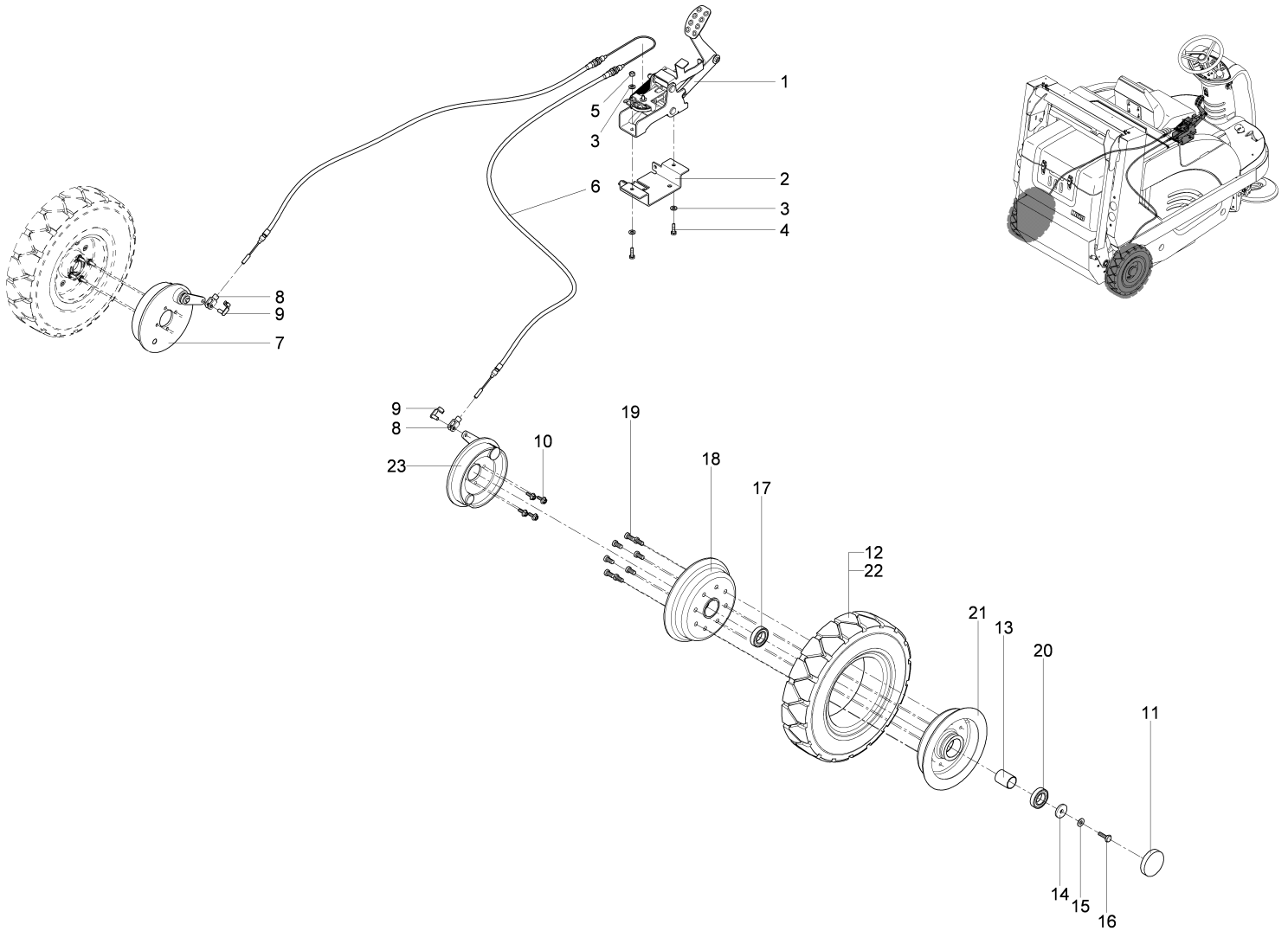
High lift dumping part 4 (97088207-4)



High lift dumping part 4 (97088207-4)

Item	Part number	Description	Qty.	Remarks
1	01018630	Hose	2	
2	00053380	Hexagon nut	2	
3	00053780	Washer	4	
4	00053100	Hexagon screw	11	
5	00053750	Washer	22	
6	01111570	Plate	1	
7	00051510	Hexagon nut	11	
8	01111790	Hexagon screw	2	
9	00740200	Plain bearing bush	2	
10	00054230	Retaining ring	4	
11	01111730	Pivoting bearing	2	
12	00022460	Retaining ring	2	
13	01111540	Edge protection	1670 mm	
14	01111580	Sheet metal	1	
15	01160640	Countersunk screw	4	
16	01111650	Crank L.H.	1	
17	00053760	Washer	14	
18	01145160	Hexagon nut	4	
19	01111700	Countersunk screw	2	
20	01111720	Grooved ball bearing	2	
21	01111670	Pivot	2	
22	00046520	Washer	2	
23	01111560	Litter hopper	1	
24	01111660	Crank R.H.	1	
25	00747160	Tapping screw	2	
26	01113480	Catcher	1	
27	01113940	Sealing plug	2	

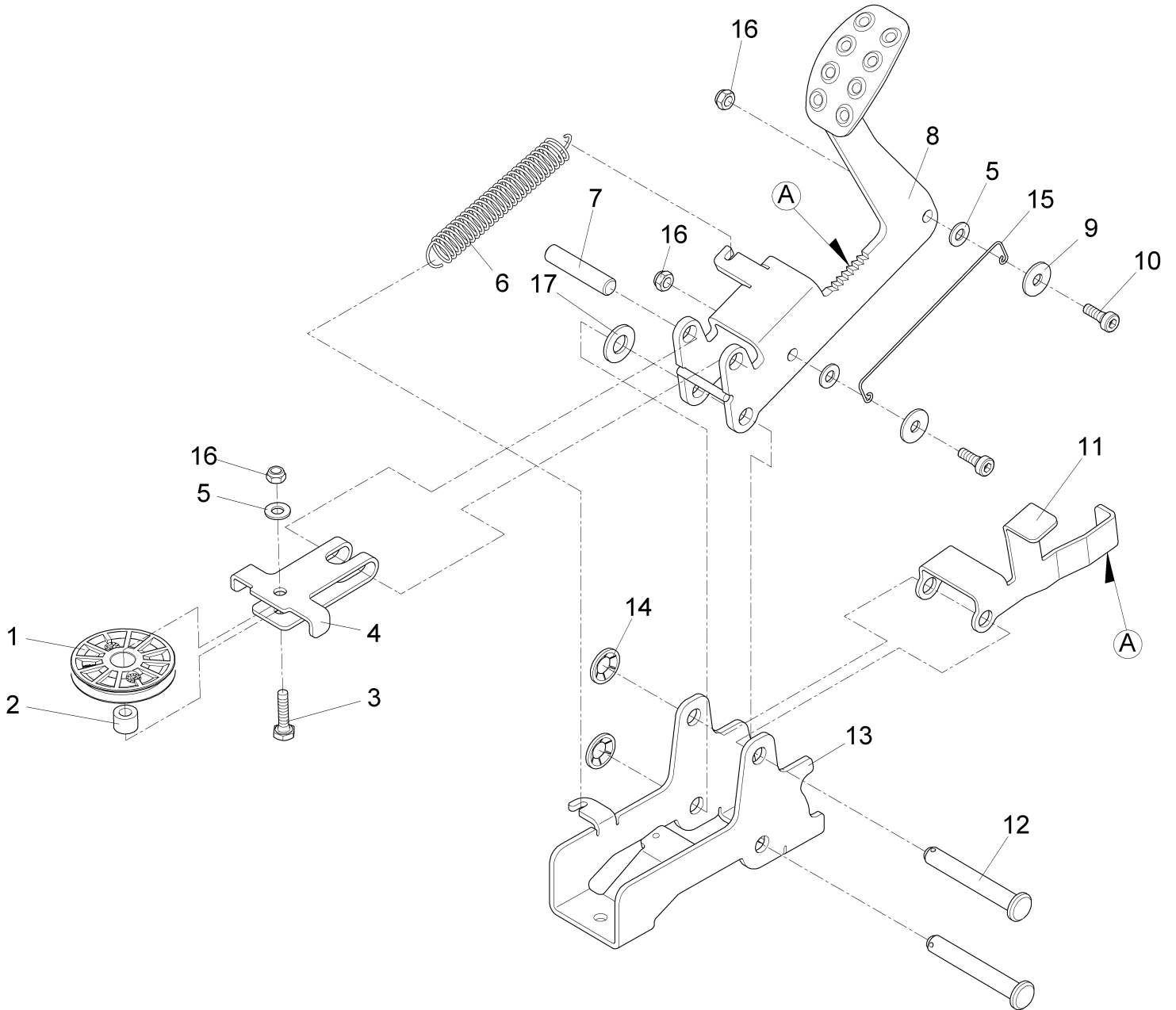
Rear wheels - brake pedal (97090435)



Rear wheels - brake pedal (97090435)

Item	Part number	Description	Qty.	Remarks
1	97077358-6300-20	Brake pedal cpl.	Page	94
2	01113300	Console	1	
3	00053750	Washer	8	
4	00053100	Hexagon screw	4	
5	00051510	Hexagon nut	4	
6	01112600	Brake cable	1	
7	01113800	Drum brake L.H.	1	For engines before appr. mid of june 2008 please order pos.7 and 23 together once!
8	00151440	Fork yoke	2	
9	00151400	Bolt	2	
10	00959310	Hex.bolt	8	
11	01113550	Protection cap	1	
12	01112220	Tyre	2	Standard B
13	01112240	Sleeve	1	
14	00047080	Washer	2	
15	00740290	Detent edged washer	2	
16	00053160	Hexagon screw	2	
17	00106500	Deep groove ball bearing	1	
18	01113520	Rim half	1	
19	01113540	Socket head screw	8	
20	00077550	Deep groove ball bearing	1	
21	01113560	Rim half	1	
22	01112230	Tyre	1	Solid rubber, does not chalk
23	01113770	Drum brake R.H.	1	For engines before appr. mid of june 2008 please order pos.7 and 23 together once!

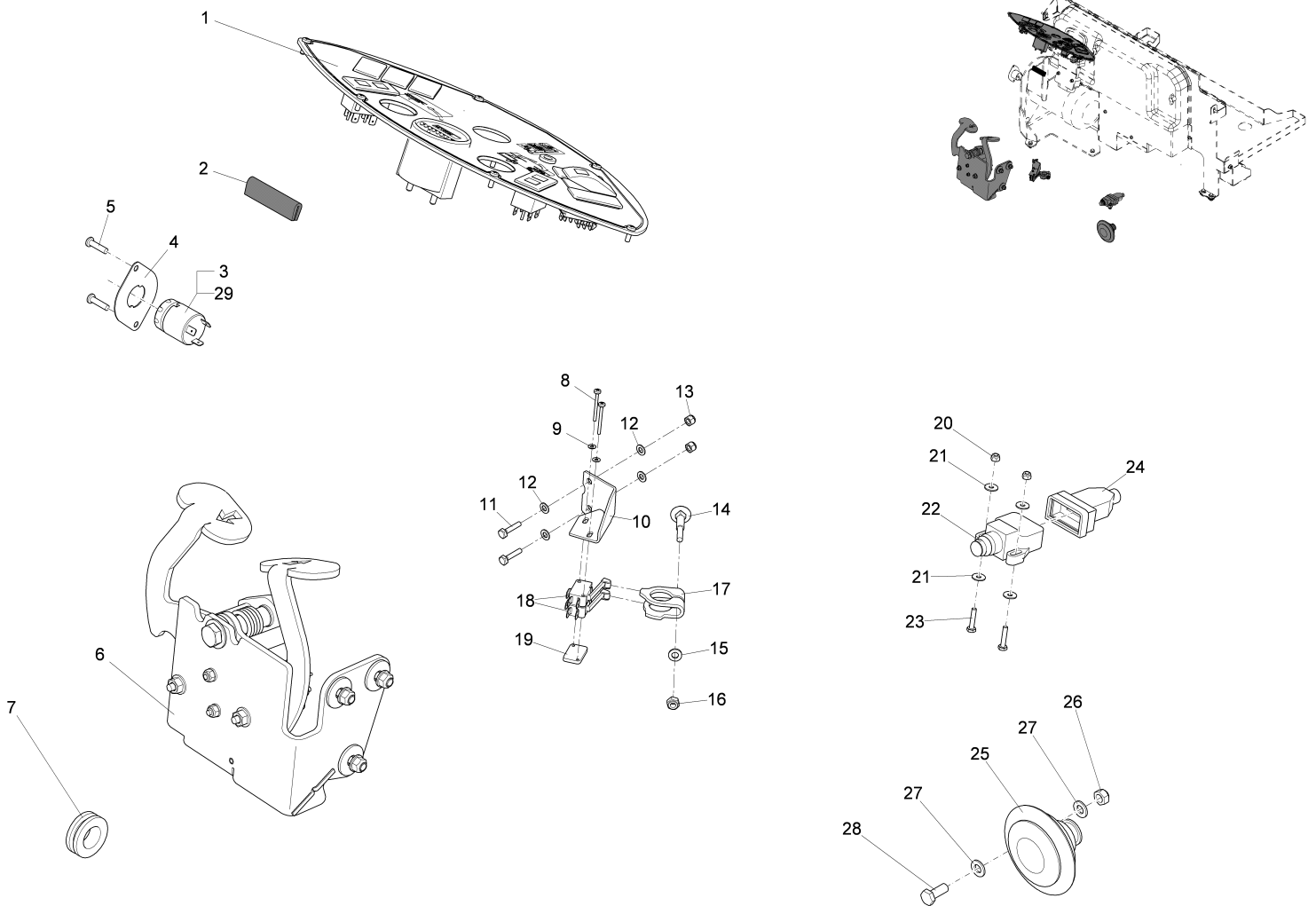
Brake pedal cpl. (97077358-6300-20)



Brake pedal cpl. (97077358-6300-20)

Item	Part number	Description	Qty.	Remarks
1	00521270	Roller	1	
2	00974400	Bushing	1	
3	00053110	Hexagon screw	1	
4	03003170	Handle	1	
5	00053750	Washer	3	
6	01055930	Tension spring	1	
7	01130330	Bolt	1	
8	01130320	Pedal brake	1	
9	00042900	Washer	2	
10	00124290	Cylinder head screw	2	
11	01130340	Barrier lever	1	
12	00879630	Bolt	2	
13	03003180	Bracket	1	
14	00706180	Thrust washer	2	
15	00854270	Handle	1	
16	00051510	Hexagon nut	3	
17	00555130	Sealing ring	1	

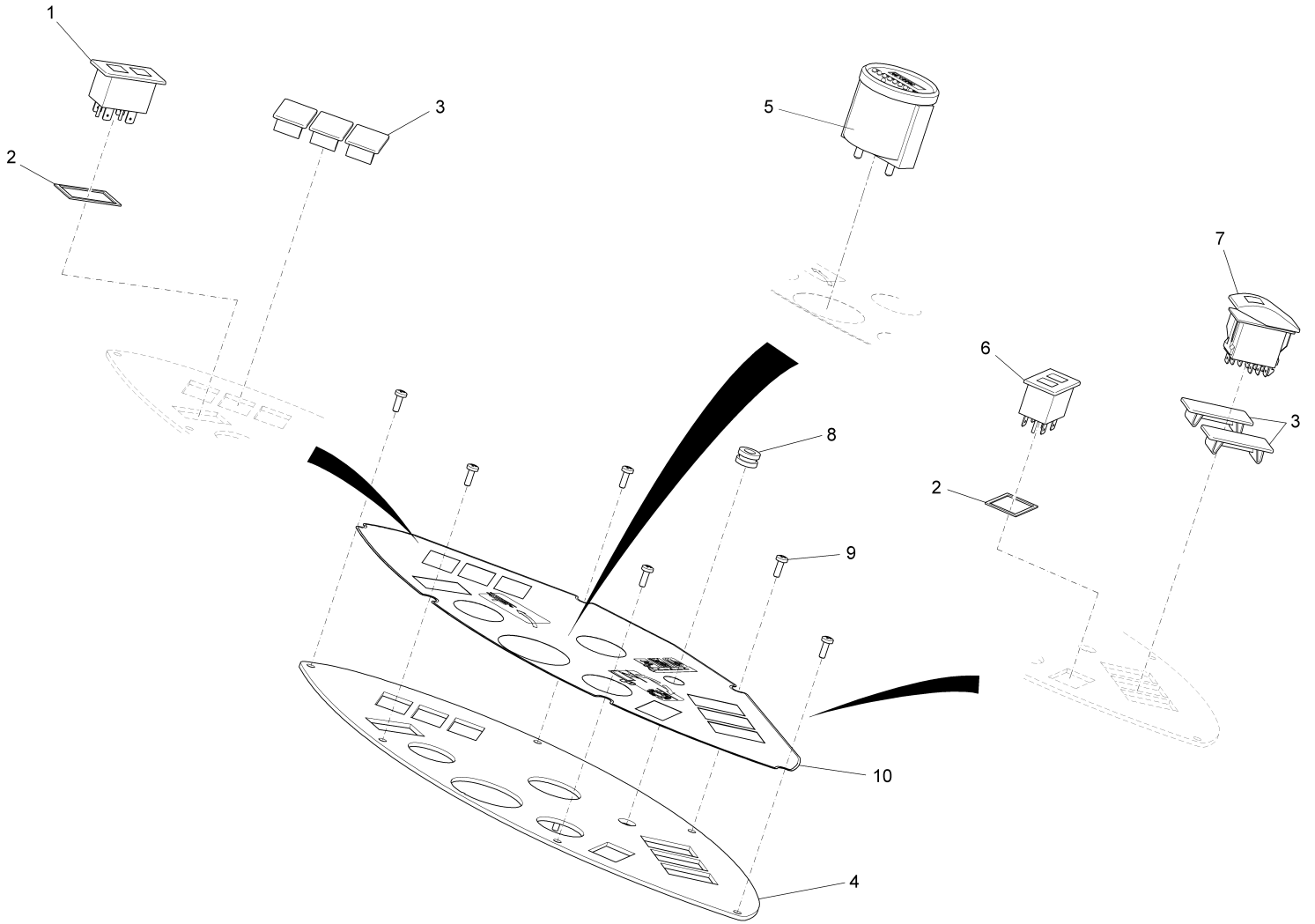
Electric equipment B, part 1 (97100408-1)



Electric equipment B, part 1 (97100408-1)

Item	Part number	Description	Qty.	Remarks
1	97095277	Control panel B	Page	98
2	00161240	Edge protection	120mm	
3	00021710	Key switch	1	
4	01113310	Flange	1	
5	01078160	Screw	2	
6	97090823	Drive pedal B	Page	100
7	01073520	Hose nozzle	1	
8	01110770	Screw	2	
9	00553740	Washer	2	
10	01113320	Retainer	1	
11	00109540	Hex.bolt	2	
12	00053720	Washer	4	
13	00051340	Hexagon nut	2	
14	01113640	Round head screw	1	
15	00053730	Washer	3	
16	00051520	Hexagon nut	1	
17	01113330	Clamping plate	1	
18	00975510	Micro switch	2	
19	01074840	Thread base plate	1	
20	00133830	Hex. Nut	2	
21	00557150	Washer	4	
22	00927610	Switch	1	
23	00108490	Hex.bolt	2	
24	00927630	Cap	1	
25	01133200	Horn	1	
26	00051510	Hexagon nut	1	
27	00053750	Washer	2	
28	00053090	Hexagon screw	1	

Control panel B (97095277)



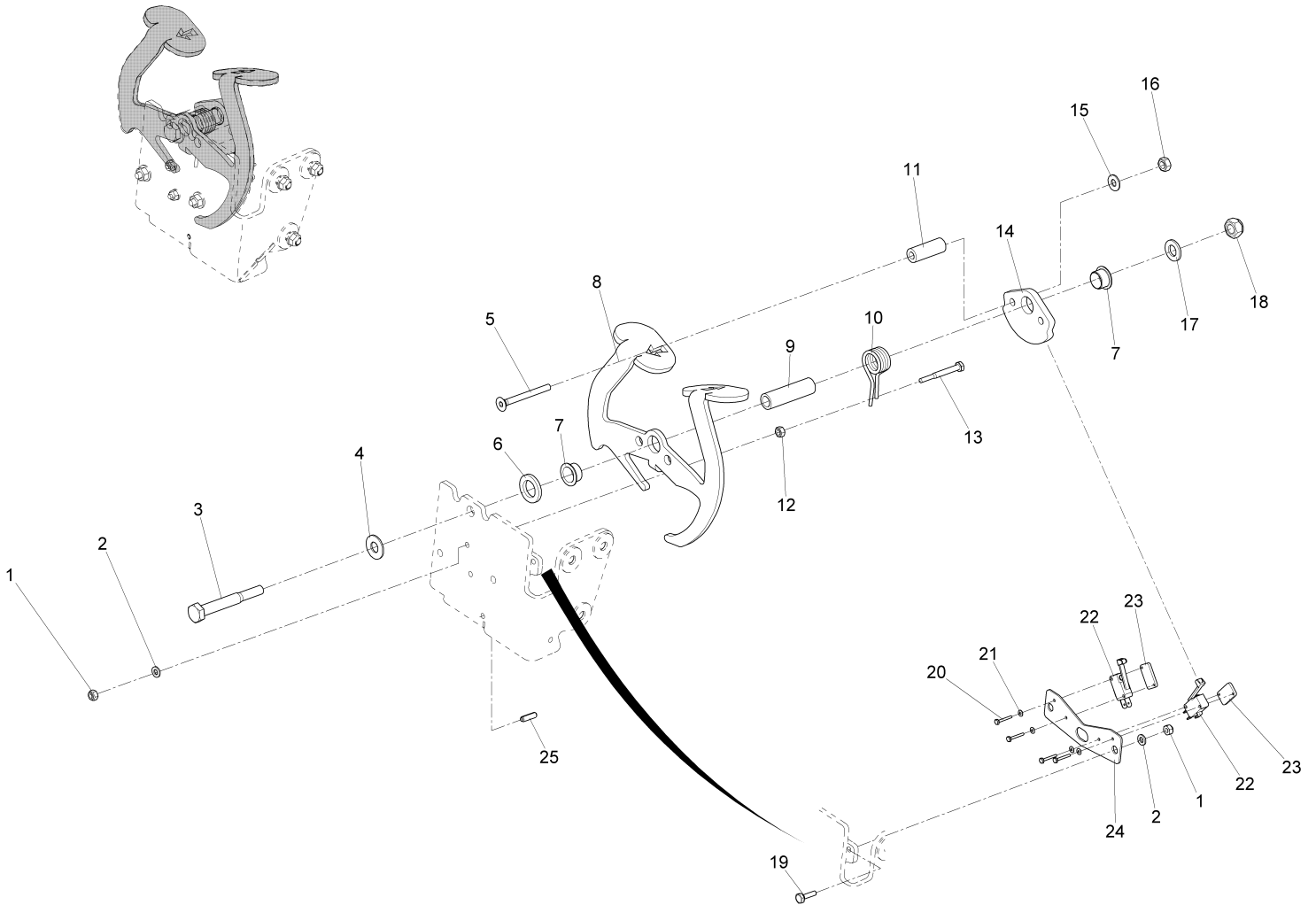
Control panel B (97095277)

Item	Part number	Description	Qty.	Remarks
1	01132920	Indicator lamp brake	1	
2	01131640	Gasket control-light	4	
3	01132930	Cap	5	
4	01113340	Control panel plate B	1	
5	01132910	Signal transmitter	1	
6	01112690	Indicator lamp Vibration/turn signal	1	
7	01132970	Switch horn	1	
8	00129850	Cable sleeve	1	
9	00052620	Fillister-head screw	6	
10	01112830	Control panel foil	1	

Drive pedal B (97090823)

Assembly	Description	Page
97090823-1	Drive pedal B part 1	101
97090823-2	Drive pedal B part 2	104

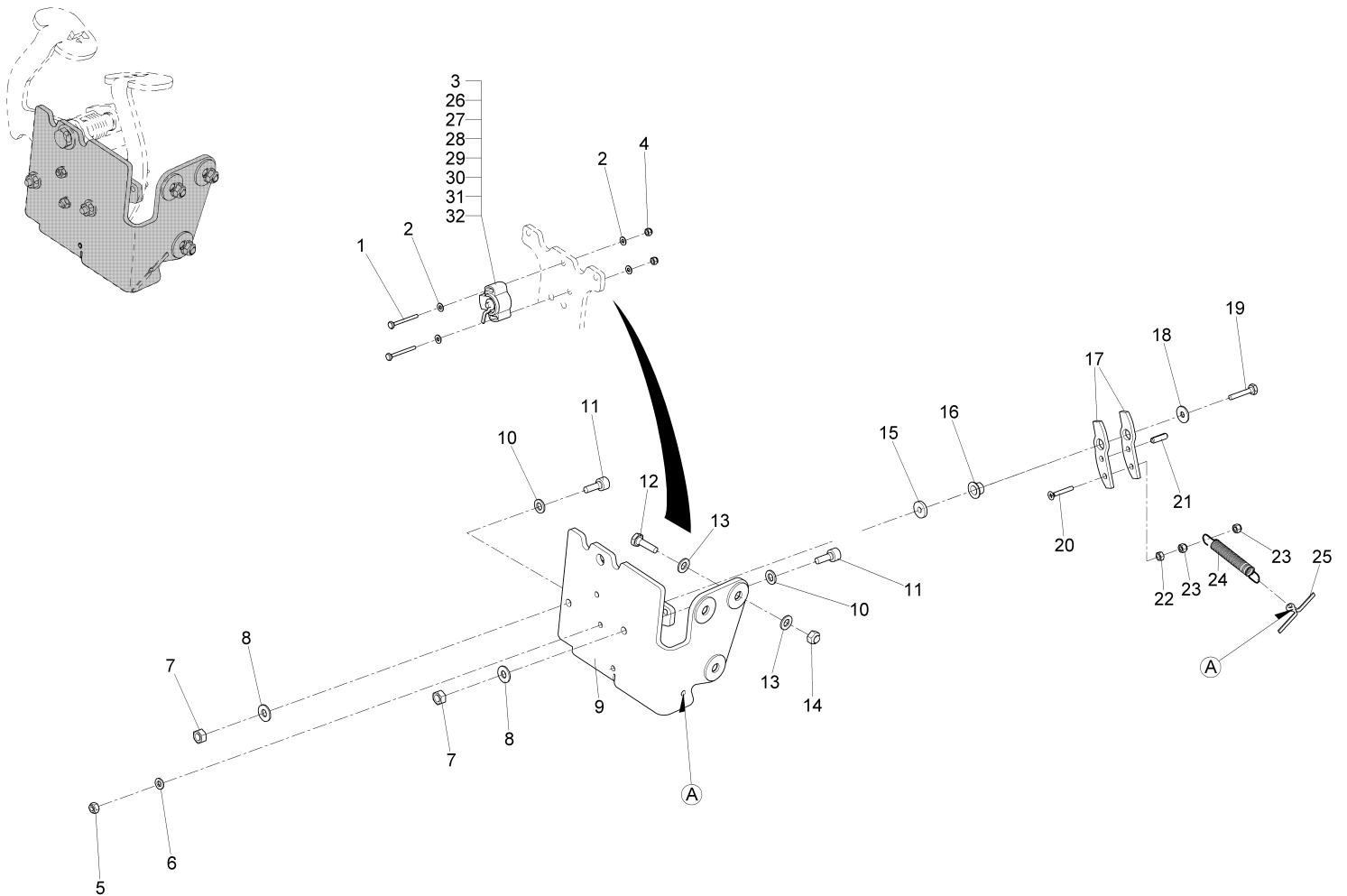
Drive pedal B part 1 (97090823-1)



Drive pedal B part 1 (97090823-1)

Item	Part number	Description	Qty.	Remarks
1	00051520	Hexagon nut	3	
2	00053730	Washer	3	
3	00105390	Hex.bolt	1	
4	00875950	Washer	1	
5	01130550	Countersunk screw	2	
6	00154550	Washer	1	
7	01130490	Bush	2	
8	01130540	Accelerator	1	
9	01130520	Bush	1	
10	01130530	Spring	1	
11	01130510	Bush	2	
12	00053330	Hexagon nut	1	
13	00737680	Hex.bolt	1	
14	01130500	Plate	1	
15	00740090	Detent edged washer	2	
16	00053350	Hexagon nut	2	
17	00053770	Washer	1	
18	00051490	Hexagon nut	1	
19	00053020	Hexagon screw	2	
20	00022180	Hex.bolt	4	
21	00553740	Washer	4	
22	00975510	Micro switch	2	
23	01074840	Thread base plate	2	
24	01113350	Sheet metal	1	
25	00046440	Dowel pin	2	

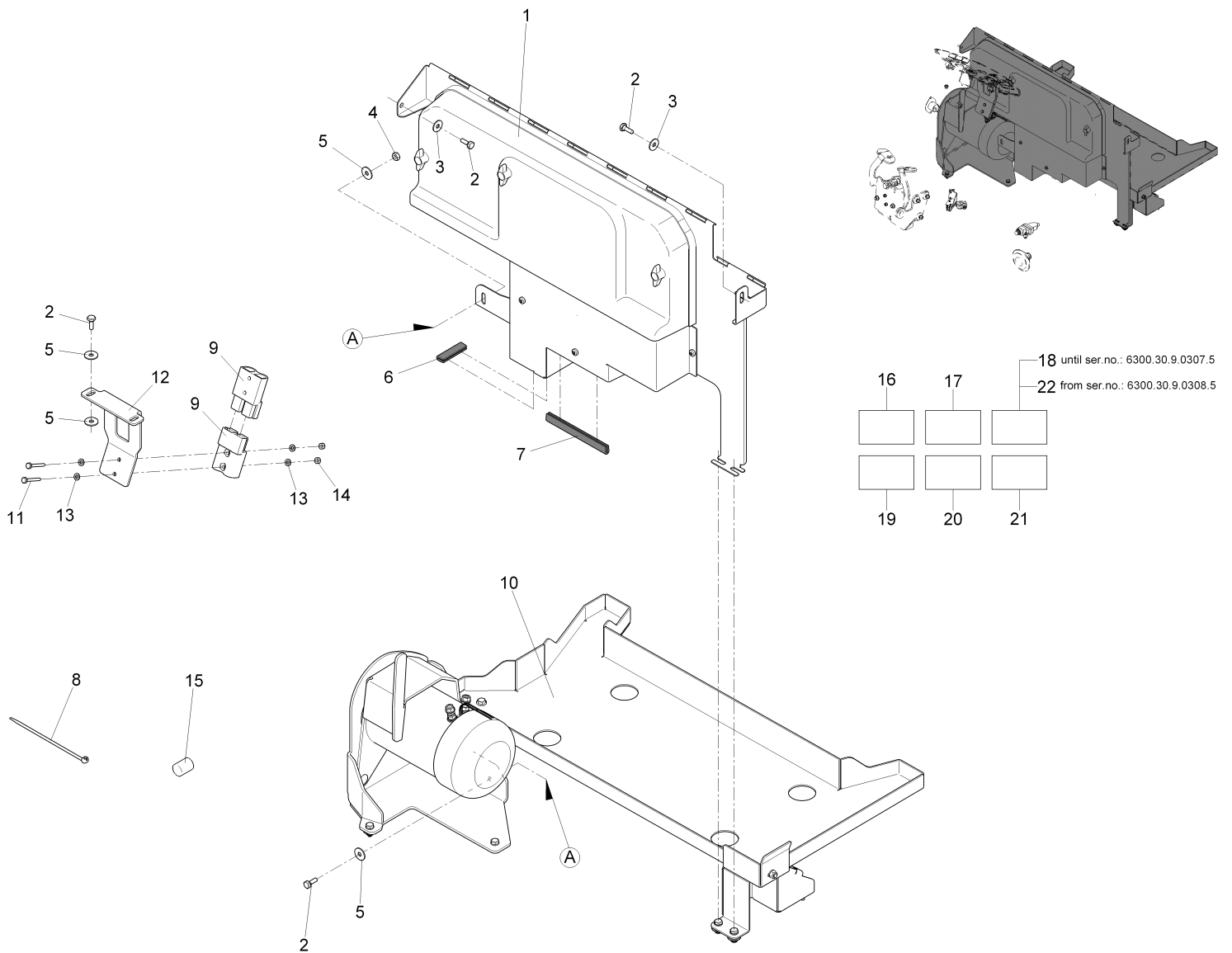
Drive pedal B part 2 (97090823-2)



Drive pedal B part 2 (97090823-2)

Item	Part number	Description	Qty.	Remarks
1	01130570	Hex.bolt	2	
2	00874720	Washer	4	
3	00975500	Turn angle transmitter	1	
4	00133830	Hex. Nut	2	
5	00051520	Hexagon nut	1	
6	00053730	Washer	1	
7	00053350	Hexagon nut	2	
8	00740090	Detent edged washer	2	
9	01113360	Retainer	1	
10	00924700	Washer	2	
11	00045540	Cylinder head screw	2	
12	00053100	Hexagon screw	3	
13	00053750	Washer	6	
14	00051510	Hexagon nut	3	
15	01130580	Bush	1	
16	01130590	Bush	1	
17	01130600	Plate	2	
18	00135120	Washer	1	
19	00053040	Hex.bolt	1	
20	01073650	Countersunk screw	1	
21	00046440	Dowel pin	1	
22	00053320	Hex. Nut	1	
23	00051340	Hexagon nut	2	
24	01130560	Pull spring	1	
25	00054890	Cotter pin	1	
26	03008790	Backing film	1	
27	01006210	Pin contact	6	
28	01006190	Seal	6	
29	03003250	Pin housing	1	
30	00559670	Case	4	
31	00083640	Plastic cover	4	
32	03003260	Line	1520mm	

Electric equipment B, part 2 (97100408-2)



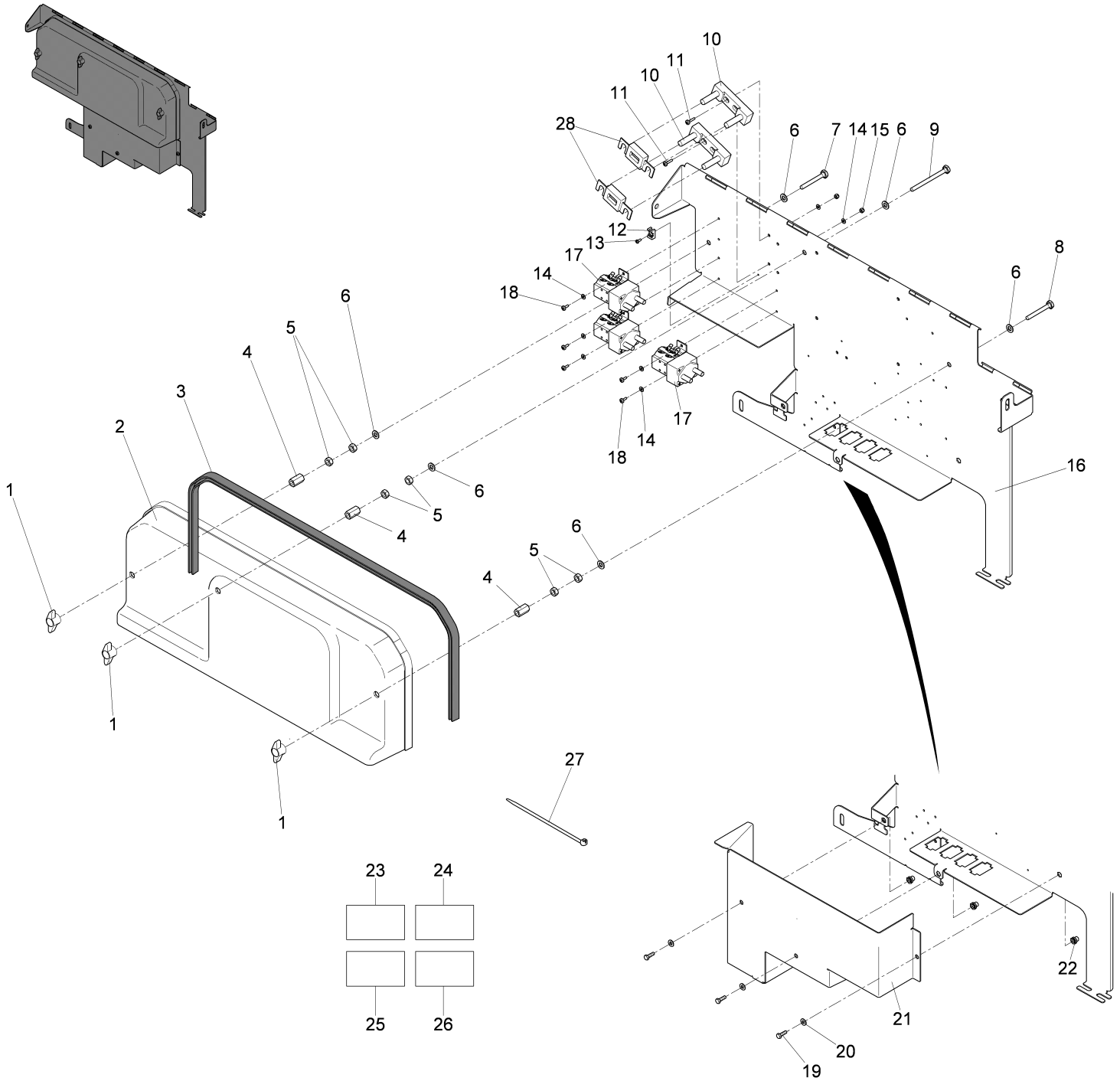
Electric equipment B, part 2 (97100408-2)

Item	Part number	Description	Qty.	Remarks
1	97097778	Electro box B	Page	108
2	00053090	Hexagon screw	6	
3	00740080	Washer	2	
4	00051510	Hexagon nut	1	
5	00042900	Washer	6	
6	00161240	Edge protection	120mm	
7	00161240	Edge protection	150mm	
8	00967760	Cable tie	15	
9	01075720	Connector	2	
10	97091797	Motor group B	Page	114
11	00053050	Hex.bolt	2	
12	XXXXXXXX	no part-No. til yet	1	90536459 Angle
13	00053730	Washer	4	
14	00051520	Hexagon nut	2	
15	01006200	Sealing plug	3	
16	03008280	Wiring harness W11	1	
17	03008290	Wiring harness W12	1	
18	03008300	Wiring harness W16	1	
19	03008310	Wiring harness W17	1	
20	03007620	Wiring harness W19	1	
21	XXXXXXXX	no part-No. til yet	1	97100390 Cable set
22	03009250	Wiring harness W16	1	for wheel hub drive from retool kit 97058069!

Electro box B (97097778)

Assembly	Description	Page
97097778-1	Electro box B, part 1	109
97097778-2	Electro box B, part 2	112

Electro box B, part 1 (97097778-1)

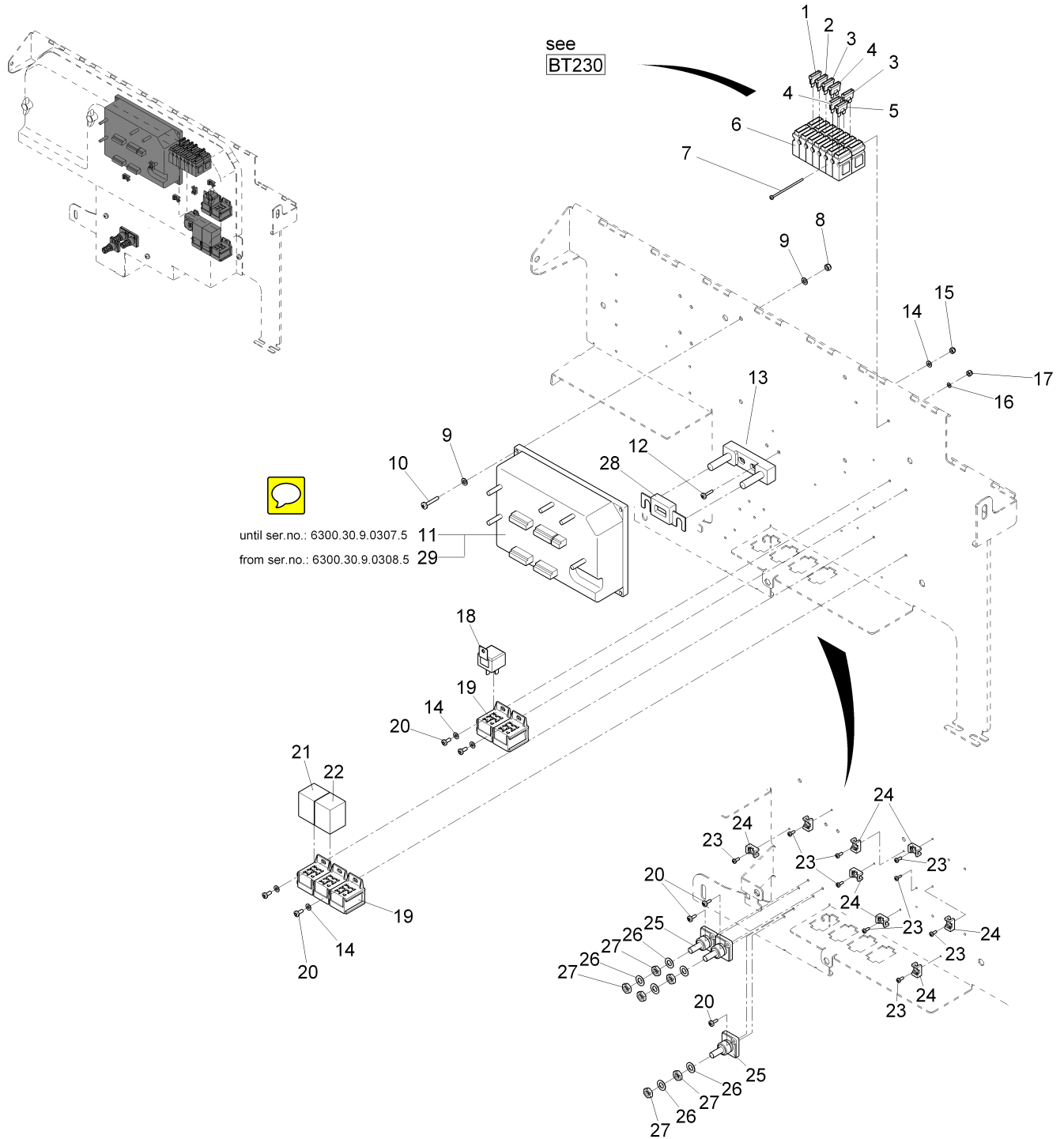




Electro box B, part 1 (97097778-1)

Item	Part number	Description	Qty.	Remarks
1	01111980	Wing screw	3	
2	01113380	Cover B	1	
3	01132640	Edge protection	1040mm	
4	00744340	Hex. Nut	3	
5	00053350	Hexagon nut	5	
6	00924700	Washer	6	
7	00053130	Hexagon screw	1	
8	00041600	Hex.bolt	1	
9	00020370	Hexagon screw	1	
10	00121440	Fuse holder	2	
11	00731550	Fillister-head screw	4	
12	00780710	Socket	1	
13	01110570	Screw	1	
14	00053710	Washer	10	
15	00133830	Hex. Nut	4	
16	03008330	Sheet metal B	1	
17	00750210	Solenoid switch	3	
18	01112160	Screw	6	
19	00053010	Hex.bolt	3	
20	00740280	Washer	3	
21	01113400	Covering	1	
22	01113410	Nut	3	
23	03008340	Wiring harness W1	1	
24	03008350	Wiring harness W2	1	
25	03008360	Wiring harness W3	1	
26	03008370	Wiring harness W4	1	
27	00967760	Cable tie	10	
28	01056100	Fuse	2	

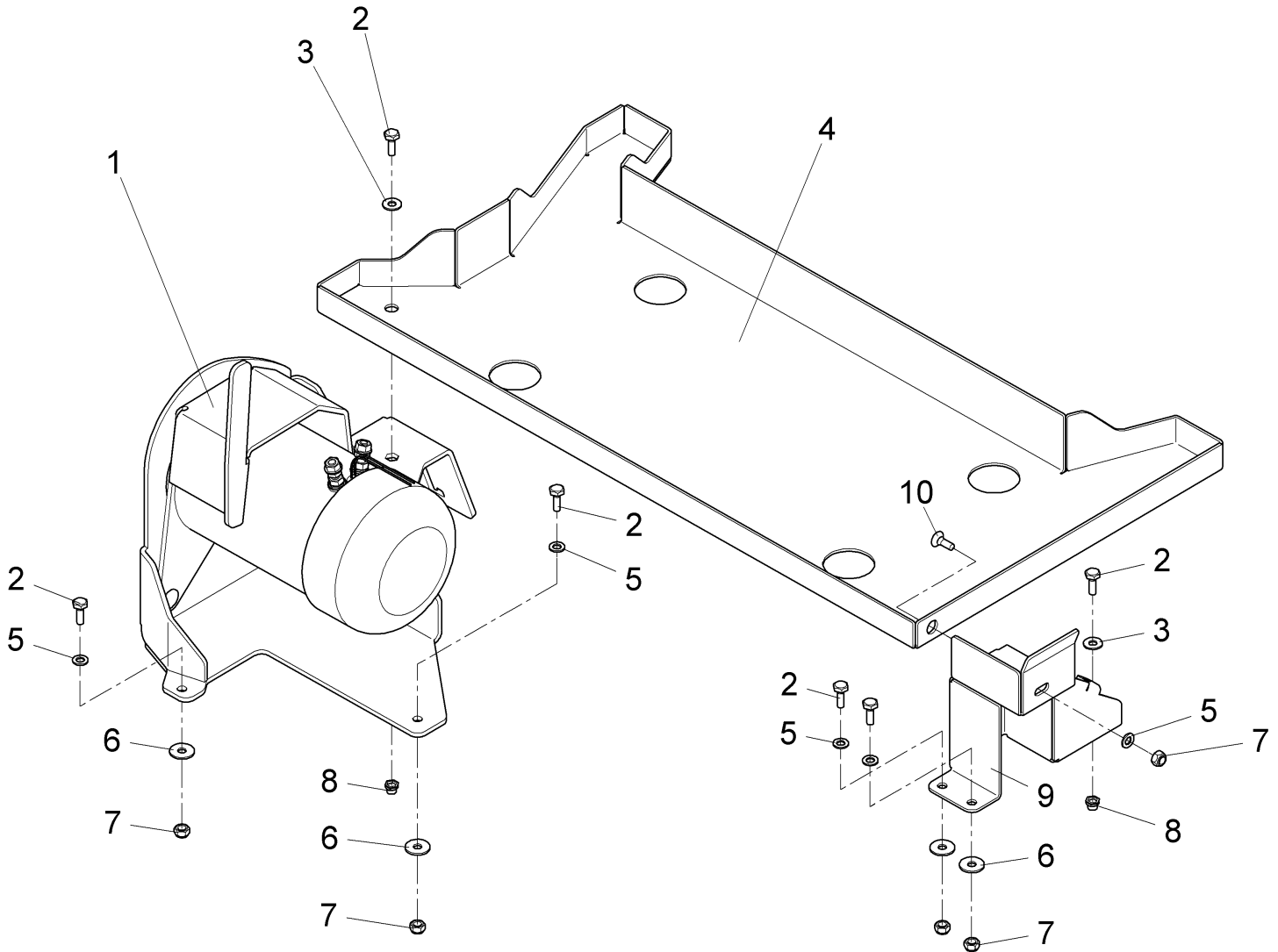
Electro box B, part 2 (97097778-2)



Electro box B, part 2 (97097778-2)

Item	Part number	Description	Qty.	Remarks
1	00733640	Fuse	1	
2	00733630	Fuse	1	
3	00906120	Fuse	2	
4	00509550	Fuse	2	
5	01112150	Fuse link	1	
6	00733650	Fuse holder	14	
7	00870120	Fillister-head screw	2	
8	00051340	Hexagon nut	4	
9	00053720	Washer	8	
10	00506950	Fillister-head screw	4	
11	01112940	Driving control	1	To use only with the old wheel hub drive!
12	00731550	Fillister-head screw	2	
13	00121440	Fuse holder	1	
14	00053710	Washer	6	
15	00133830	Hex. Nut	2	
16	00553740	Washer	2	
17	00022200	Hex. Nut	2	
18	00965030	Relay	1	
19	01018100	Housing	5	
20	01112160	Screw	5	
21	01133170	Relay	1	
22	01112170	Relay	1	
23	01110570	Screw	8	
24	00780710	Socket	8	
25	00744670	Single clamp	3	
26	00053850	Spring washer	6	
27	00046500	Hex. Nut	6	
28	00853830	fuse link	1	
29	01113810	Driving control	1	To use only with the new wheel hub drive (01113490)!

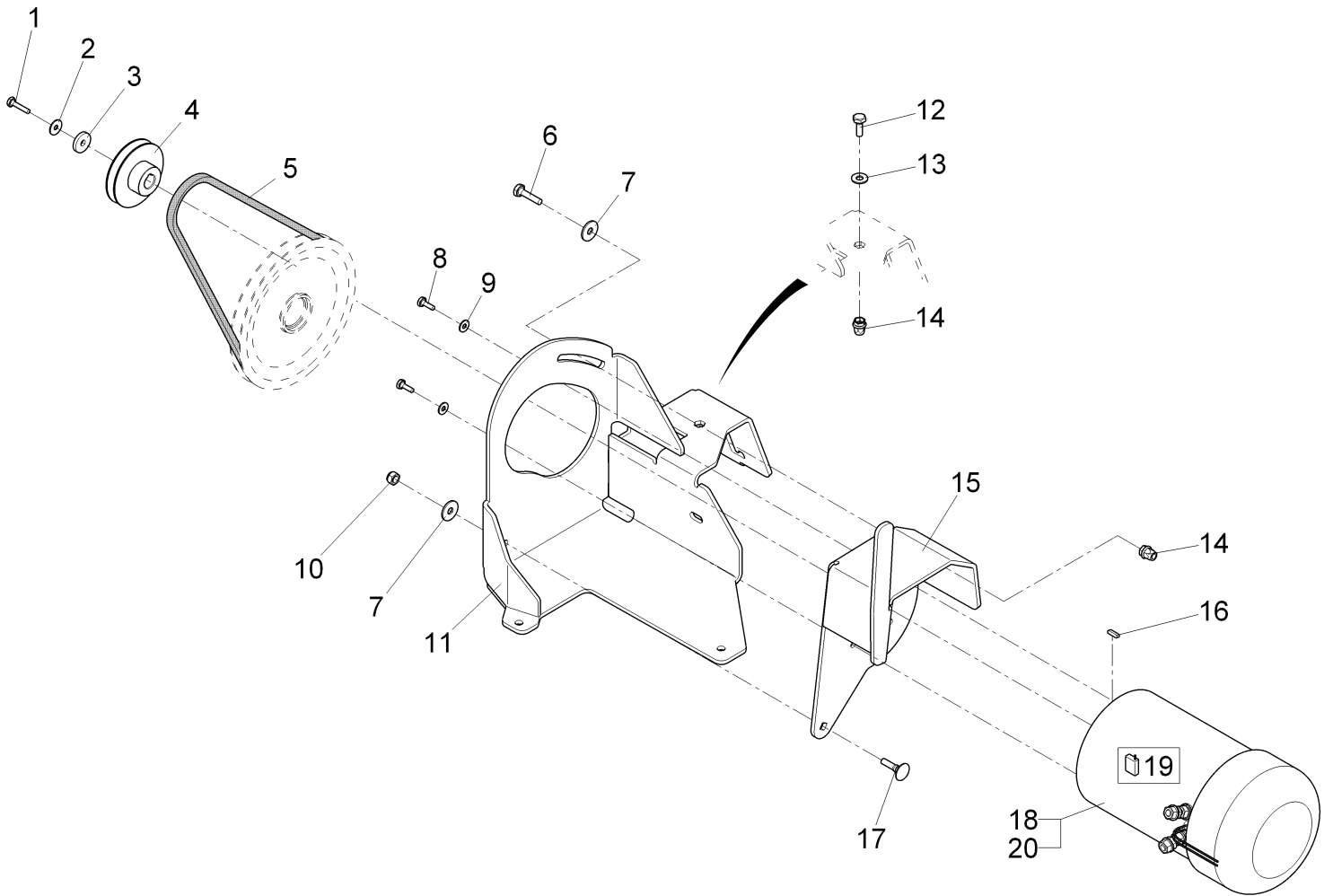
Motor group B (97091797)



Motor group B (97091797)

Item	Part number	Description	Qty.	Remarks
1	97099784	Motor console	Page 116	
2	00053090	Hexagon screw	6	
3	00740090	Detent edged washer	2	
4	99639600	Battery tray	1	
5	00924700	Washer	5	
6	00042900	Washer	4	
7	00051510	Hexagon nut	5	
8	01111990	Nut	2	
9	01113420	Retainer battery	1	
10	00059080	Countersunk screw	1	

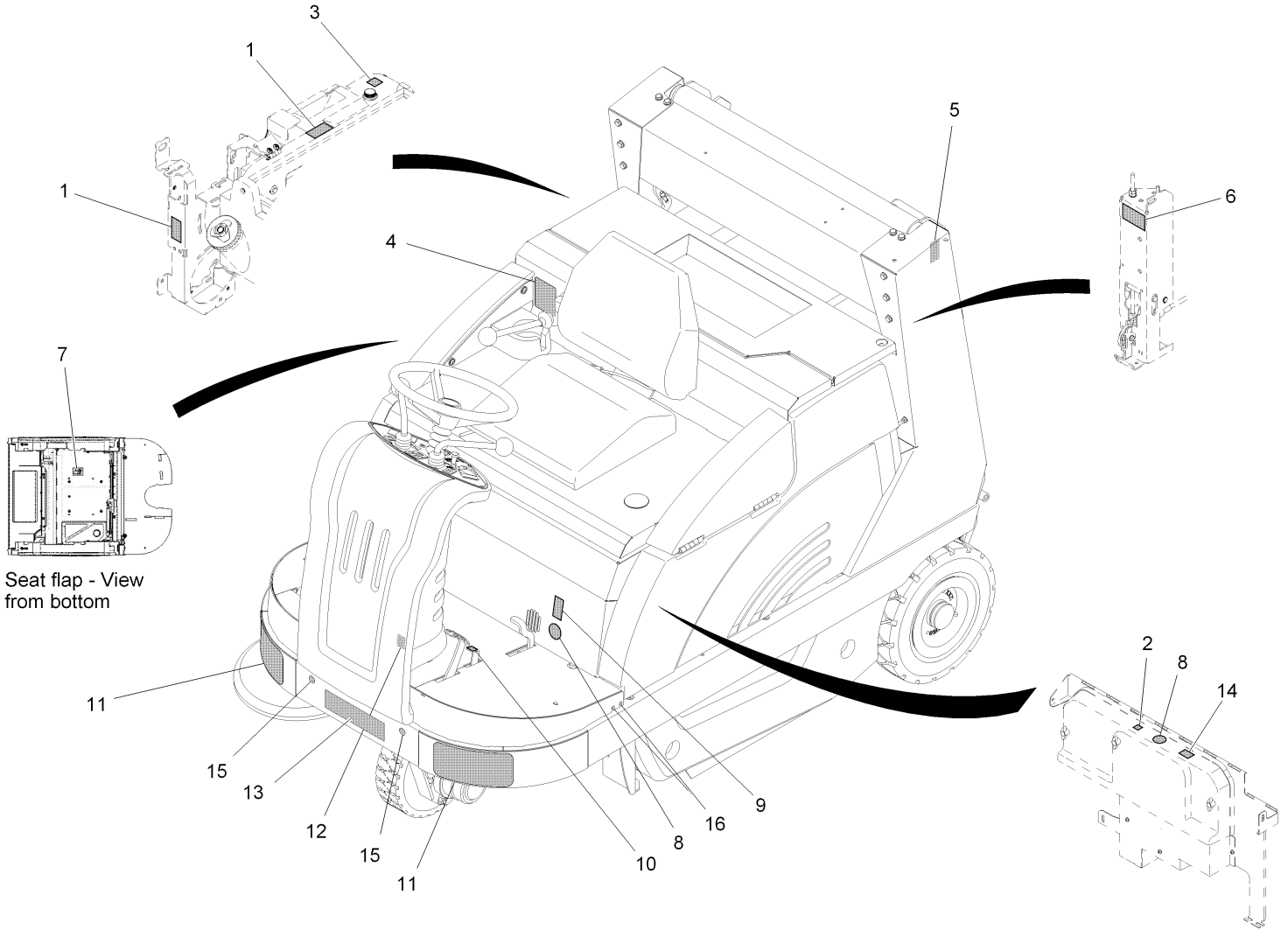
Motor console (97099784)



Motor console (97099784)

Item	Part number	Description	Qty.	Remarks
1	00053030	Hexagon screw	1	
2	01160920	Detent edged washer	1	
3	00874340	Washer	1	
4	01113430	Belt pulley	1	
5	01112620	V-belt	1	
6	00053110	Hexagon screw	1	
7	00042900	Washer	2	
8	00053010	Hex.bolt	4	
9	00730940	Detent edged washer	4	
10	00051510	Hexagon nut	1	
11	03008380	Console	1	
12	00053090	Hexagon screw	1	
13	00740090	Detent edged washer	1	
14	01111990	Nut	1	
15	01113440	Motor rocker	1	
16	00054260	Feather key	1	
17	00864520	Screw	1	
18	01133130	Engine	1	
19	01058650	Carbon brush	4	
20	01133140	Temperature switch	1	

Labels E, part 1 (99630033BT230)

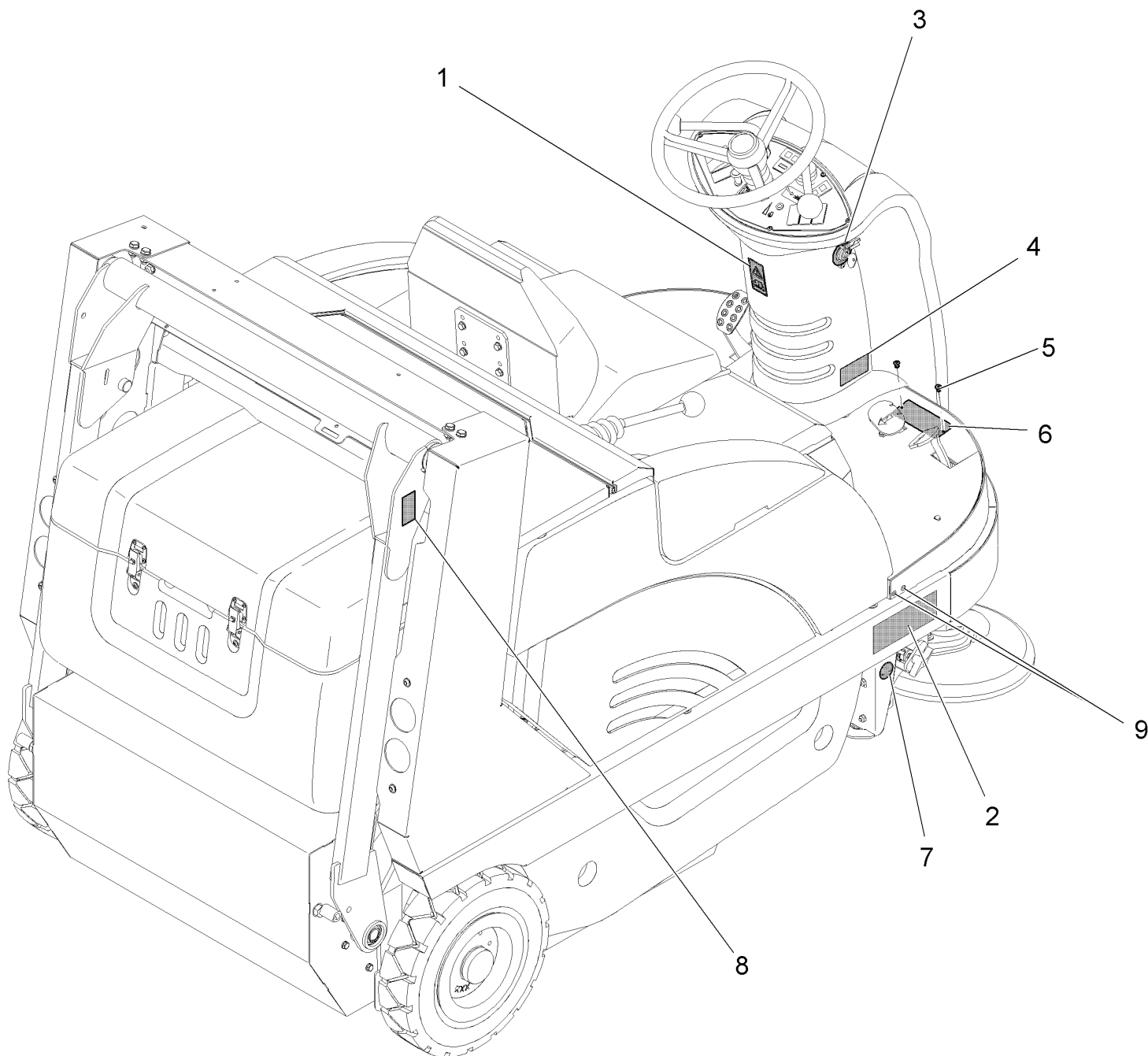


Seat flap - View from bottom

Labels E, part 1 (99630033BT230)

Item	Part number	Description	Qty.	Remarks
1	01131590	Decal ROTATING PARTS	2	
2	00871160	Decal 24V	1	
3	01132710	Decal HYDRAULIC OIL	1	
4	01113050	Decal HIGH CLEANOUT	1	
5	01142760	Decal SQUEEZING DANGER	1	
6	01133940	decal ADJUSTABLE SWEEPER ROLLER	1	
7	01133290	Decal BATTERY CHARGE	1	
8	01131570	Lable high-pressure cleaner	2	
9	01131540	Lable brush apron	1	
10	01131550	Lable brake	1	
11	01113860	Decal	2	
12	01131560	Decal PARKING BRAKE	1	
13	03008390	Decal POWERBOSS	1	
14	03008790	Backing film	1	
15	00904080	Drain plug	2	
16	00558390	Drain plug	4	

Labels E, part 2 (99630033BT240)



Labels E, part 2 (99630033BT240)

Item	Part number	Description	Qty.	Remarks
1	01071710	Decal "Instruction manual"	1	
2	03008400	Decal APEX 62	1	
3	01133270	Decal START	1	
4	03008790	Backing film	1	
5	00504370	Blind rivet	2	
6	03008410	Type plate POWERBOSS	1	
7	03001540	Decal	1	
8	01142760	Decal SQUEEZING DANGER	1	
9	00558390	Drain plug	4	

Warranty Information

Revision F
Effective November 1, 2008
PowerBoss Made Simple Industrial Limited Warranty

Minuteman International owner of PowerBoss warrants to the original purchaser/user that the product is free from defects in workmanship and materials under normal use. PowerBoss will, at its option, repair or replace without charge, parts that fail under normal use and service when operated and maintained in accordance with the applicable operation and instruction manuals. All warranty claims must be submitted through and approved by factory authorized repair stations.

This warranty does not apply to normal wear, or to items whose life is dependent on their use and care. Parts not manufactured by PowerBoss are covered by and subject to the warranties and/or guarantees of their manufacturers. Please contact Minuteman International for procedures in warranty claims against these manufacturers.

Special warning to purchaser -- Use of replacement parts not manufactured by PowerBoss or its designated licensees, will void all warranties expressed or implied. A potential health hazard exists without original equipment replacement.

All warranted items become the sole property of Minuteman International or PowerBoss or its original manufacturer, whichever the case may be.

PowerBoss disclaims any implied warranty, including the warranty of merchantability and the warranty of fitness for a particular purpose. PowerBoss assumes no responsibility for any special, incidental or consequential damages.

This limited warranty is applicable only in the U.S.A. and Canada, and is extended only to the original user/purchaser of this product. Customers outside the U.S.A. and Canada should contact their local distributor for export warranty policies. PowerBoss is not responsible for costs or repairs performed by persons other than those specifically authorized by PowerBoss. This warranty does not apply to damage from transportation, alterations by unauthorized persons, misuse or abuse of the equipment, use of non-compatible chemicals, or damage to property, or loss of income due to malfunctions of the product. If a difficulty develops with this machine, you should contact the dealer from whom it was purchased.

This warranty gives you specific legal rights, and you may have other rights, which vary from state to state. Some states do not allow the exclusion or limitation of special, incidental or consequential damages, or limitations on how long an implied warranty lasts, so the above exclusions and limitations may not apply to you.

	Travel*	Labor	Parts	Engine	Extended Warranty	Costs
Walk behinds						
Battery sweepers	Ninety days	One year	One year	N/A	2 years Parts + Labor (or 2000 Hours)	2%
IC sweepers	Ninety days	One year	One year	Through manufacturer	2 years Parts + Labor (or 2000 Hours)	2%
Battery scrubbers	Ninety days	Two years	Three years	N/A	3 Years Parts + Labor (or 3000 Hours)	2%
Riders						
Battery scrubbers	Ninety days	Two years	Three years/2000 hrs	N/A	3 Years Parts + Labor (or 3000 Hours)	2%
IC sweeper/scrubbers	Ninety days	Six months	Two years/2000 hrs	Two years/3000 hrs**	2 years Parts + Labor (or 2000 Hours)	3%
IC sweepers	Ninety days	Six months	Four years/3000 hrs	Five years/3000 hrs**	4 Years Parts + 2 Years Labor (or 4000 Hours)	3%
Exceptions						
Apex series sweeper	Ninety days	One year	One year/1000 hrs	One year/1000 hrs**	2 years Parts + Labor (or 2000 Hours)	3%
6X sweeper	Ninety days	Six months	Two years/2000 hrs	Two years/2000 hours**	2 years Parts + Labor (or 2000 Hours)	3%

Tank Bladders Eight years/ no additional labor
Polypropylene plastic tanks Ten years/ no additional labor
Batteries 0-3 months full replacement, 4-12 prorated credit
Chargers One-year replacement
Replacement parts Ninety days

*Two-hour cap

**Through engine manufacturer. See section 3 of warranty manual for engine warranty exceptions

*** Based upon dealer's certification status

Extended Warranty MUST be signed up within 30 days of delivery to End User (Dealer has 1Year from Receiving Machine to Sign up extended Warranty)

Extended Warranty Cost is based on Invoice Price multiplied by the Percentage listed in the Extended Warranty Column

All above labor and travel reimbursed at 65 or 75% of the published shop rate.



“The Power of Clean”

PowerBoss Is A Full Line Manufacturer Of Sweepers and Scrubbers For Industrial Facilities.

PowerBoss, Inc 175 Anderson Street P.O. Box 1227- Aberdeen North Carolina 28315

Phone: 800-982-7141 - Fax: 1-800-277-7141 Local: 910-944-2105 Fax: 910-944-7409 e-mail: techsupport@powerboss.com

A Member Of The Hako Group